



The **Bulldog** Rally



NATIONAL A

SERVICE PACK

20 OCTOBER 2007

This document is proprietary to Wolverhampton & South Staffordshire Car Club Ltd. ("WSSCC Ltd."). It must not be reproduced in whole or in part without the consent in writing of WSSCC Ltd and then only on the condition that this notice is included in any such reproduction.
© Copyright 2007 Wolverhampton & South Staffordshire Car Club Ltd.. All rights reserved.

Sponsored By :- **Bulldog Security Products Ltd. Much Wenlock, Shropshire**
Organised By :- **Wolverhampton & South Staffordshire Car Club Ltd.**

NOTES FOR SERVICE CREWS.....	2
DESIGNATED SERVICE ROUTE.....	3
SERVICE AREA RISK MANAGEMENT	4
RALLY ROUTE BY MAP REFERENCE AND SCHEDULE.....	7
OSWESTRY TOWN MAP	8
SERVICE VAN ROUTE MAP.....	9
TULIP BOOK KEY	10
TULIP SERVICE ROUTE AND SERVICE AREA PLAN.....	12
STAGE MAPS.....	19

NOTES FOR SERVICE CREWS

Read these instructions carefully, and exercise care and courtesy when driving through towns and villages on route.

Each registered Service Vehicle is issued with a Rally Service Plate which must be affixed to the vehicle's windscreen. This plate will bear the letter 'S' and the number of the corresponding competitor receiving the Service Pack where practical.

Each Management vehicle will have similar plate but bearing the prefix 'M', to be fixed to the vehicle and be on display at all times.

Service Crews and Management Crews **MUST** follow the instructions given regarding Service Areas and the route between them. Any Competitor whose Service or Management Vehicle is *observed* in an OUT OF BOUNDS area will be penalised 10 minutes for the first offence and EXCLUSION from the results for the second offence; any competitors *receiving assistance* from a Service or Management Vehicle in an OUT OF BOUNDS area will be EXCLUDED on the **first offence**. (See Article 17.8)

All the above vehicles will be allowed in the main Service Area.

Time Controls are situated at the exit of each main service area and service crews must follow the instructions of marshals at these controls.

Regrouping will operate in service areas A and B to close up any gaps and keep the rally competitors together as much as possible.

Judges of Fact will be patrolling the road sections and service crews are reminded that their associated competing car may be penalised for any infringement of the servicing regulations – including excessive noise, bad driving manners, etc. (See Article 17.6)

In the event of their competitor retiring within a special stage, service crews may wait at the start of the stage until it closes and they will then be allowed to enter to retrieve the car under the supervision of the Stage Commander.

As usual the various Police Authorities will be observing the Rally and Speed checks may be expected during the event.

SERVICING & SERVICE AREA

Competitors are reminded that they are responsible for the conduct of their service crews.

ONLY vehicles registered with the organisers and visibly displaying their Service Plates will be allowed to enter the service area.

NO RALLY PLATE – NO ENTRY

<u>SERVICE</u>	<u>LOCATION</u>	<u>FIRST CAR DUE</u>	<u>TIME ALLOWED</u>
A	DOLGELLAU Entry 124/735181½	10:33	Minimum 20 Minutes
B	DOLGELLAU Entry 124/735181½	13:20	Minimum 20 Minutes

**Servicing in The Farmers Mart Complex.
Hot Food and Drinks will be available as well as Female & Male Toilets**

THE DESIGNATED SERVICE ROUTE

Start at Oswestry to Dolgellau
Turn right out of The Bulldog Rally Base, onto B4579 towards A5
A483 from Mile End roundabout to Llinclys
A495 From Llinclys to Melin-y-ddôl
A458 Melin-y-ddôl to Mallwyd
A470 Mallwyd to Dolgellau
A494 to Farmers Mart from A470

Dolgellau to Finish at Oswestry.
A494 from Farmers Mart to A470
A470 from Junction A494 to Mallwyd
A458 from Mallwyd to Melin-y-ddôl
A495 from Melin-y-ddôl to Llinclys
A483 from Llinclys to Mile End Roundabout
B4579 to The Bulldog Rally Base.

Service Area Risk Management

Entrants, competitors and service crew members should be aware of their own and other people's safety and well being, when competing in motor sport.

- All entrants should have an environmental ground sheet in place before work commences on the vehicle
- All service vehicles should have an environmental spill kit, for use in the event of liquid spillage. (Competing cars should also carry such a kit)
- Fire extinguishers should be readily available at all times when vehicles are to be worked on, particularly in the event of any welding or grinding being carried out and when vehicles are being re-fuelled.
- Vehicles should be supported by axle stands, chassis sill stands or ramps, all with recommended base plates, when raised in the air by trolley or any other types of jacks. Engines should not be run when the vehicle is raised on stands. No other work on the Car should be attempted, when raising or lowering of the car is taking place.
- If re-fuelling is permitted in the service area, this should be the last operation to be carried out before the vehicles leave. The vehicle should be off any support stands, have all four wheels on the ground, have all work ceased and have no occupants when re-fuelling commences. Ideally re-fuelling should be by hand pumping, rather than from hand held containers.
- The crew concerned should contain spillages of any liquid immediately.

Storage & use of petroleum spirit

- Containers should comply with the relevant British Standard, should be marked "Petroleum Spirit - Highly Flammable" and kept from any source of ignition.
- All empty containers should be removed from the venue after the event.
- Petrol is to be used as fuel only, not for any other purpose.
- All vehicle refuelling is to take place in the open air. A "NO SMOKING" area should be enforced and an operative should be on standby with an appropriate fire extinguisher.
- Re-fuelling operatives, including those standing by with fire extinguishers, should ensure they are wearing protective clothing, including gloves and eye protection.

Hazardous Substances

- Some vehicle parts, for example brake & clutch linings contain asbestos. Competitors are encouraged to use non-asbestos substitutes where possible. Where asbestos is used, every effort should be made to prevent dust being released.
- Some mineral oils may cause skin cancers. Where contact does occur, contamination should be washed off immediately. The wearing of any contaminated clothing should be avoided.
- Other substances may cause ill health. Suppliers will have information about the possible effects of their products available on request.

Electrical Safety

- All electrical equipment should be maintained in a safe condition.
- Extension leads & cables should be neoprene, oil resistant flexible cable.

- All electrical equipment used externally should be weather proof and tools should be "double" or "all insulated" against electric shock.
- Electrical equipment and hand tools should not be used where flammable vapours are present.

Fire Precautions

- All competition and service vehicles should carry a suitable fire extinguisher.
- Special consideration should be made before lighting any cooking appliance.
- All sources of ignition should be kept away from any fuel store or re-fuelling area.
- Fire extinguishers should not be moved from their known location, other than when in use.
- In the event of any fire, a report should be made to the organisers of the event before leaving the venue.
- All entrants are encouraged to train their personnel in the correct fire prevention and treatment procedures.

Compressed Air Equipment

- Air blasts from over inflated tyres can cause severe injury. Tyres should not be inflated above the manufacturers recommended figures.
- Always stand clear when inflating tyres.
- Compressors and airlines should be inspected regularly.
- Compressed air cylinders should be stored and used to suppliers' recommendations.

General Working Practices

- All working area should be kept clean and tidy. All waste and spillage should be cleared up immediately, removed by the entrant at the end of the event and disposed of in a responsible manner.
- Trailing cables & hoses should not be allowed to create a trip hazard and should not run across access or roadways.
- Whenever vehicle engines are being run, adequate ventilation must be in place.
- All safety notices should be complied with
- Any personnel carrying out work should ensure that they adopt safe working practices at all times
- Service crews and competitors need to be aware of the long periods of exposure to cold, wet or heat, experienced while on location in service areas and dress accordingly.
- Children under 18 years of age are to be closely supervised and should not leave your designated area un accompanied. They are children and as such your responsibility.

Noise

- Exposure to excessive noise may result in hearing loss, or other complaints. These may be short term, or after prolonged exposure, permanent.
- Where exposure to noise is unavoidable, ear defenders should be worn.

Manual Handling

Lifting, carrying and propelling of loads by bodily force is a major cause of industrial injuries. All entrants are encouraged to train their personnel in safe manual handling techniques.

Waste

Entrants should remove all waste from the venue, including containers, packaging tyres, oils etc. They must be disposed of it in a responsible manner.

Vehicle Safety

- A 10 m.p.h. speed limit should be observed at all times in a service area, other than for emergency vehicles which may be attending an incident.
- There may be pedestrians in service areas. Special care must be taken in these circumstances, to avoid collisions.
- The unauthorised use of mopeds, motorcycles, scooters, gopeds, quads etc is forbidden in the service areas.
- Persons holding valid driving licences for that class of vehicle may only drive vehicles.

First Aid

Any person sustaining injury or illness should seek treatment from the event emergency services, by initially reporting to the Senior Official in charge of the service area, who will ensure the appropriate response.

Public Safety

Entrants and their associated personnel should act in a manner so as not to put either themselves or any other person at risk of injury.

Reporting

Reporting of Accidents & Incidents

All accidents where any person sustains injury, or where damage to property occurs, should be reported immediately to the Senior Official in charge of the service area.

Further Regulations and Information

Entrants are reminded of their obligations to comply with the requirements of the appropriate sporting regulations at all times. These Guidance Notes should be read in conjunction with all relevant regulations.

RALLY ROUTE BY MAP REFERENCE

ROUTE	INFORMATION	MAP REFERENCE	APP	DEP	Car 1
MC0		126/ 300287	S	SE	08:00
via		309286	W	SW	
via		219202	E	W	
via		125/ 172184	NE	NW	
via		029148	NE	NW	
ATC1	Stage 1 – Dyfnant 1	014157	S	W	08:50
FTC1		963163	E	W	
via		954½164½	NE	SE	
via		977131	NW	NE	
PC1		988133	W	SE	
via		990115½	SE	NW	
via		862½125½	NE	S	
via		845½099	SE	NW	
via		832104	SE	W	
ATC2	Stage 2 – Dyfi Main 1	813104	N	SW	09:47
FTC2		124/ 763065½	W	SW	
PC2		757060½	NE	NW	
via		755060	NE	NW	
TC2	Service A – Dolgellau	735181½	SW		10:33
MC2	Dolgellau service out	735181½		SW	
via		755053½	E	N	
ATC3	Stage 3 - Pantperthog	748057½	SE	NW	11:49
FTC3		740050	NW	SE	
PC3		135/ 748043	N	SW	
via		751023	N	NE	
via		821½044½	SW	NE	
via		124/ 845½099	SE	NW	
via		832104	SE	W	
ATC4	Stage 4 – Dyfi Main 2	813104	N	SW	12:34
FTC4		763065½	W	SW	
PC4		757060½	NE	NW	
via		755060	NE	NW	
TC4	Service B – Dolgellau	735181½	SW		13:20
MC4	Dolgellau service out	735181½		SW	
via		754075	N	NE	
ATC5	Stage 5 – Gartheiniog	795½111	SW	NE	14:39
FTC5		125/ 825110	NW	SE	
via		832104	NW	E	
PC5		846½101½	W	SW	
via		847½096	NW	NE	
via		862½125½	S	NE	
via		990115½	NW	SE	
via		988133	SE	NE	
ATC6	Stage 6 Dyfnant	991138	SW	N	15:31
FTC6		017155	NW	SE	
PC6		019153	W	E	
via		029148	NW	NE	
via		172184	NW	NE	
via		126/ 282241	NW	NE	
via		309286	SW	W	
MC6	Finish control	303287	E	S	16:36





The Rally Bulldog 2007

 SOUTH STAFFS

 WOLVERHAMPTON

 CAR CLUB

Red Books showing the way

OSWESTRY

 Cartography prepared and published by Red Books (Estate Publications) Ltd GEP

 Bristol

www.redbooks-maps.co.uk


Ordnance Survey

 This product contains mapping data licensed from Ordnance Survey, with the permission of the Controller of H. A. Stationery Office.

 All Rights Reserved

 © Crown Copyright

 © Red Books (Estate Publications) Ltd License No. 1000190231

Not To Scale

 Reproduced by permission of Ordnance Survey on behalf of HMSO. © Crown Copyright 2007. All rights reserved.

 Ordnance Survey Licence 100043327

SERVICE PACK

THE BULLDOG RALLY BASE

START & FINISH
BULLDOG RALLY BASE
OSWESTRY

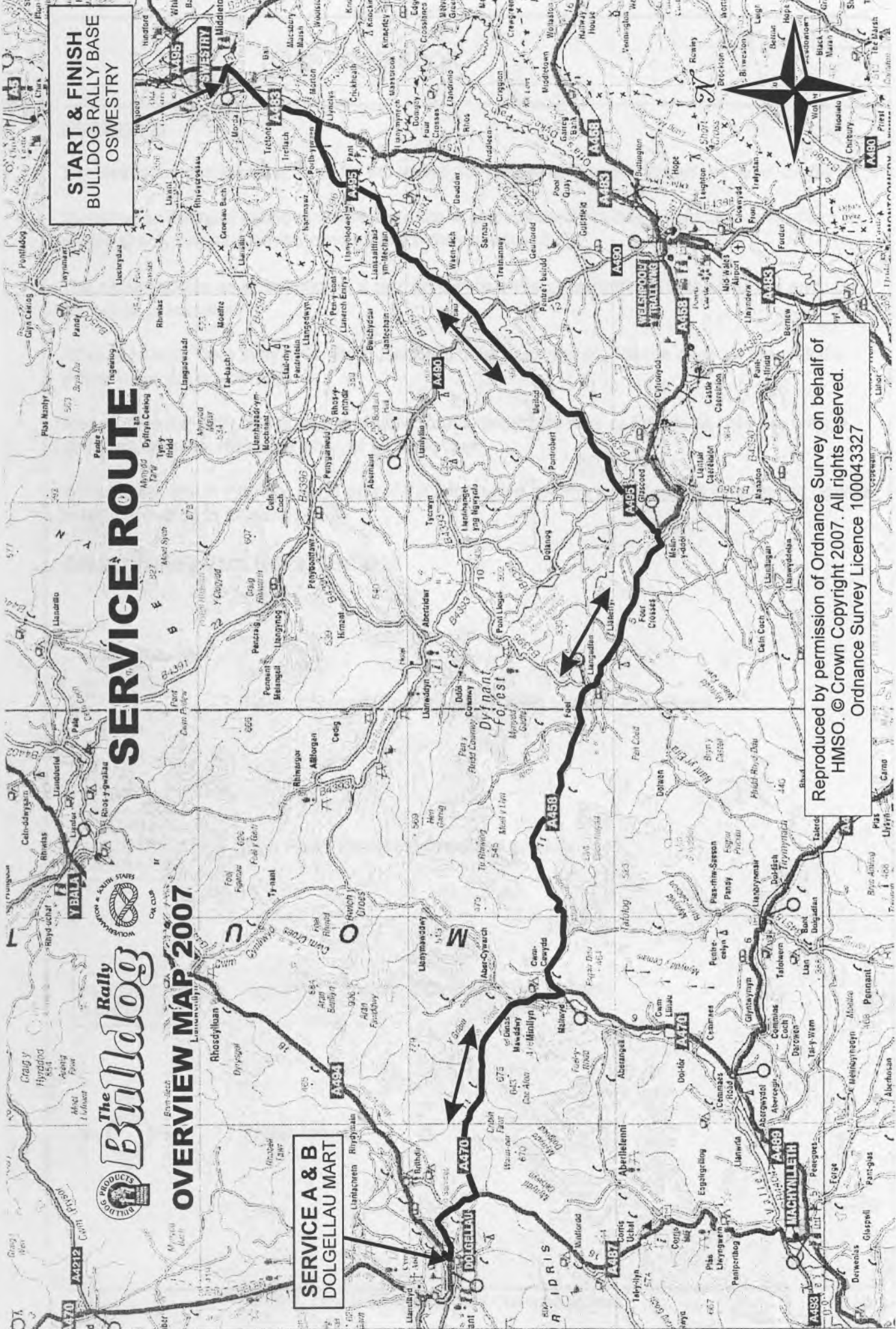
SERVICE ROUTE

OVERVIEW MAP 2007



SERVICE A & B
DOLGELLAU MART

Reproduced by permission of Ordnance Survey on behalf of
HMSO. © Crown Copyright 2007. All rights reserved.
Ordnance Survey Licence 100043327



TULIP ROAD BOOK

Introduction

The Roadbook describes the route for the whole rally, including Special Stages, by 'tulip' diagrams

Junctions on the road sections where the route is obvious have not been included, competitors should simply continue on the road on which they are travelling.

The names quotes as appearing on a sign post were those present at the time of survey and cannot be guaranteed.

All speed limits, 'Give Way' and 'Stop' Junctions have been shown. Please observe them as the Police know you are coming.


Please drive carefully and quietly on Public Roads, especially near to forests as they are narrow and there are local residents who will be using them.

A thick black line in the right hand side of the information column indicates that Emergency Service is NOT permitted in these areas.

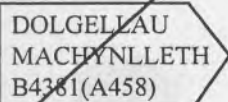
Key to Symbols Used in the Roadbook



Tulip'. Approach from the dot. Depart towards Arrowhead.



Sign Post - Enclosing directions to follow.



Sign Post - Enclosing Directions **not** to follow.



Traffic Island

KEY TO SYMBOLS USED IN THE ROAD BOOK
(CONTINUED)

	Radio Point		Service
	Doctor		Time Control
	Traffic Lights		Passage Control
	Bridge		Stage Start Control
	Village or Town		Flying Finish
	House or Building		Stage Finish Control
	Telephone Kiosk		Care
	Speed Limit in Miles per Hour		Great Care
	Give Way to main road		Extreme Care
	Stop at Junction		Brow or Crest
	No Entry		Two Way Rally Traffic
	Petrol Available		

BULLDOG RALLY BASE, OSWESTRY
To
SERVICE AREA, DOLGELLAU

Page

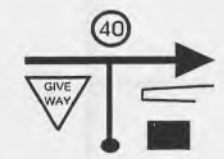









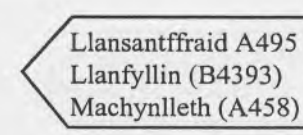




12

Dist.(Miles)

48.32

First Car Due

10:33

MILES		DIRECTION	INFORMATION	MILES to TC
TOTAL	INTERVAL			
0.00	0.00		 <p>Zero Trip as Joining Main Road</p>	48.32
0.51	0.51			47.81
1.57	1.06			46.75
3.96	2.39			44.36
4.19	0.23			44.13
6.06	1.87			42.26
8.44	2.38			39.88
9.19	0.75			39.13

BULLDOG RALLY BASE, OSWESTRY
To
SERVICE AREA, DOLGELLAU

Page
















13

Dist.(Miles)

48.32












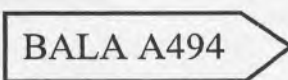




First Car Due

10:33

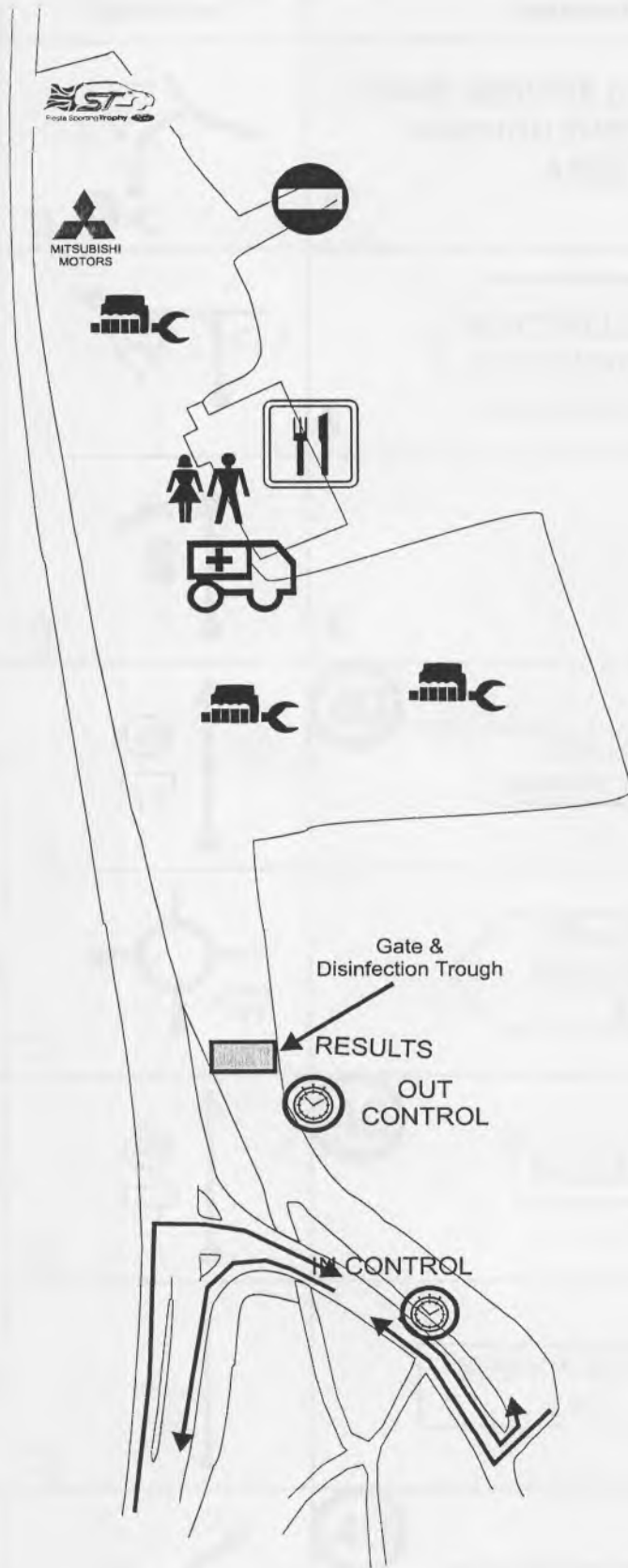
MILES		DIRECTION	INFORMATION	MILES to TC
TOTAL	INTERVAL			
11.96	2.77			36.36
12.14	0.18			36.18
15.11	2.97			33.21
16.86	1.75			31.46
17.56	0.70			30.76
21.36	3.80			26.96
24.63	3.27			23.69
26.55	1.92			21.77

BULLDOG RALLY BASE, OSWESTRY
To
SERVICE AREA, DOLGELLAU

Page	14
Dist.(Miles)	48.32
First Car Due	10:33

MILES		DIRECTION	INFORMATION	MILES to TC
TOTAL	INTERVAL			
26.81	0.26		DOLGELLAU A458 MACHYNLLETH 	21.51
27.92	1.11		 FOEL	20.40
37.45	9.53			10.87
37.55	0.10		DOLGELLAU A470 	10.77
38.37	0.82		 DINAS MAWDDWY	9.95
48.23	9.86		BALA A494  	0.09
48.32	0.09		Enter Service Area - DO NOT STOP IN CONTROL 	0.00
				0.00

SERVICE AREA DOLGELLAU







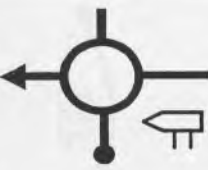

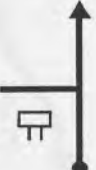

The Bulldog Rally 2007 - Service Route

BULLDOG RALLY BASE, OSWESTRY
To
SERVICE AREA, DOLGELLAU

Page 16

Dist.(Miles) 47.90

First Car Due 16:36











MILES		DIRECTION	INFORMATION	MILES to TC
TOTAL	INTERVAL			
0.00	0.00		<p>LEAVE SERVICE (DO NOT PASS THROUGH THE CONTROL AREA)</p>	47.90
0.09	0.09		<p>MACYNLLETH (A487) LLANGURIG A470</p>	47.81
0.74	0.65			47.16
9.18	8.44		<p>40</p> <p>DINAS MAWDDWY</p>	38.72
10.71	1.53		<p>TRALLWNG WELSHPOOL A458</p>	37.19
19.89	9.18		<p>40</p> <p>FOEL</p>	28.01
21.27	1.38		<p>SHREWSBURY A458 ↑</p>	26.63
21.37	0.10		<p>40</p> <p>LLANGADFAN</p>	26.53

BULLDOG RALLY BASE, OSWESTRY
To
SERVICE AREA, DOLGELLAU

Page 17

Dist.(Miles) 47.90

First Car Due 16:36




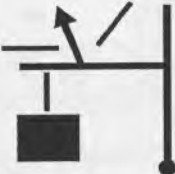
MILES		DIRECTION	INFORMATION	MILES to TC
TOTAL	INTERVAL			
22.92	1.55		 LLANERFYL	24.98
26.71	3.79		MEIFOD A495	21.19
32.42	5.71		 MEIFOD	15.48
38.53	6.11		LLANSANTFFRAID- YM-MECHAIN	9.37
38.68	0.15		LLANSANTFFRAID- YM-MECHAIN	9.22
41.91	3.23		OSWESTRY A495 (A483) SHREWSBURY	5.99
43.61	1.70		LLYNCLYS	4.29
44.01	0.40		OSWESTRY A483	3.89

**BULLDOG RALLY BASE, OSWESTRY
To
SERVICE AREA, DOLGELLAU**

Page 18

Dist.(Miles) 47.90

First Car Due 16:36

MILES		DIRECTION	INFORMATION	MILES to TC
TOTAL	INTERVAL			
46.39	2.38	 16		1.51
47.39	1.00	 17		0.51
47.90	0.51	 18	ENTER RALLY BASE (FOLLOW MARSHALS INSTRUCTIONS TO PARK ING)	0.00

