

The Bulldog Rally

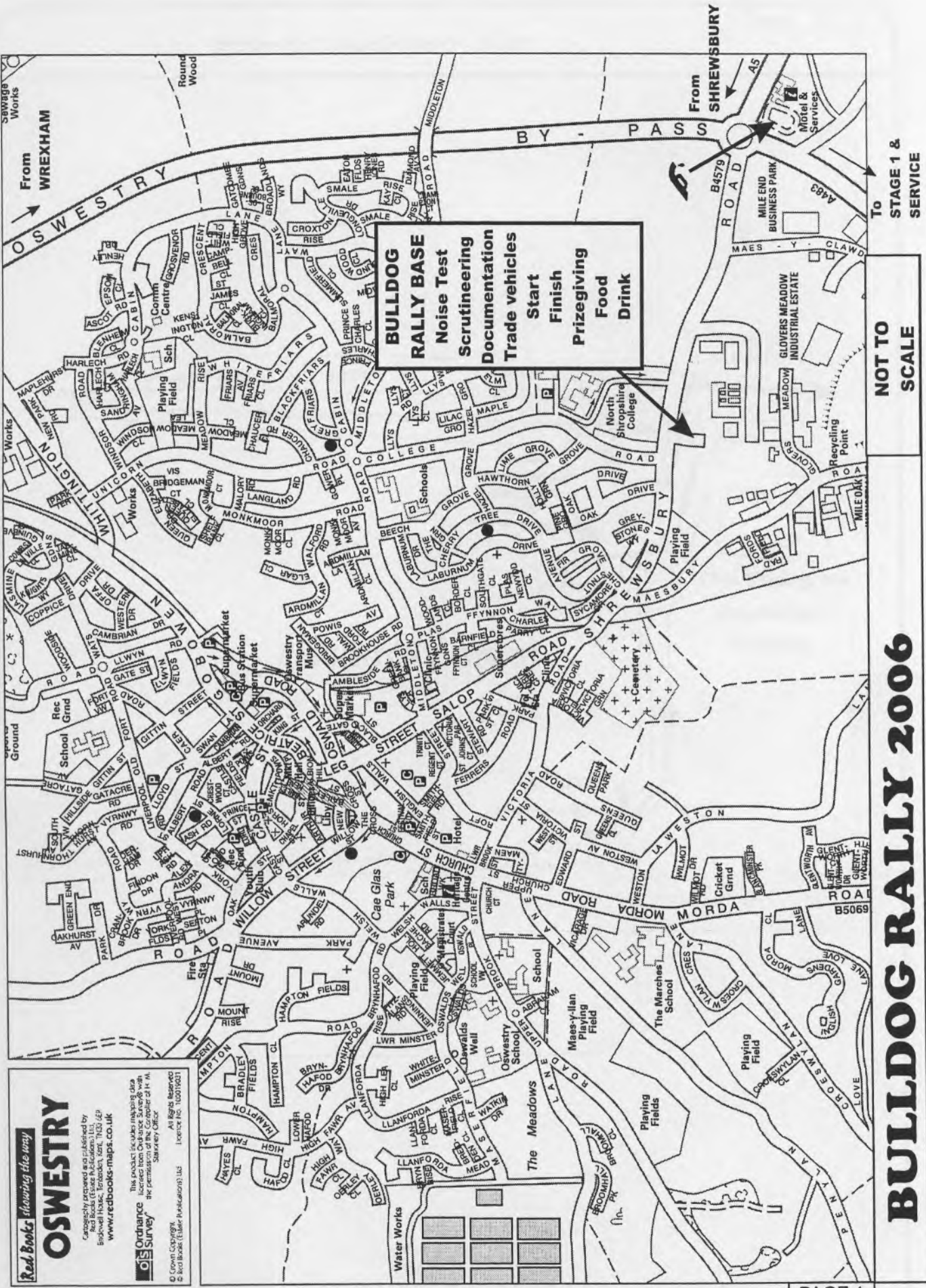
21st OCTOBER 2006

SERVICE PACK



CONTENTS

	PAGE
□ OSWESTRY MAP	1
□ START AREA PLAN	2
□ SERVICE VAN ROUTE MAP	3
□ TULIP ROAD BOOK START TO SERVICE AREA A	4
□ SERVICE AREA PLAN	10
□ TULIP ROAD BOOK SERVICE AREA B TO FINISH	11
□ FINISH AREA PLAN	15
□ NOTES FOR SERVICE CREWS	16
□ RALLY ROUTE BY MAP REFERENCE	17
□ STAGE MAPS	18
□ APPENDIX – SERVICE AREA RISK MANAGEMENT	21



BULLDOG RALLY BASE
 Noise Test
 Scrutineering
 Documentation
 Trade vehicles
 Start
 Finish
 Prizegiving
 Food
 Drink

TO
 STAGE 1 &
 SERVICE

NOT TO
 SCALE

BULLDOG RALLY 2006

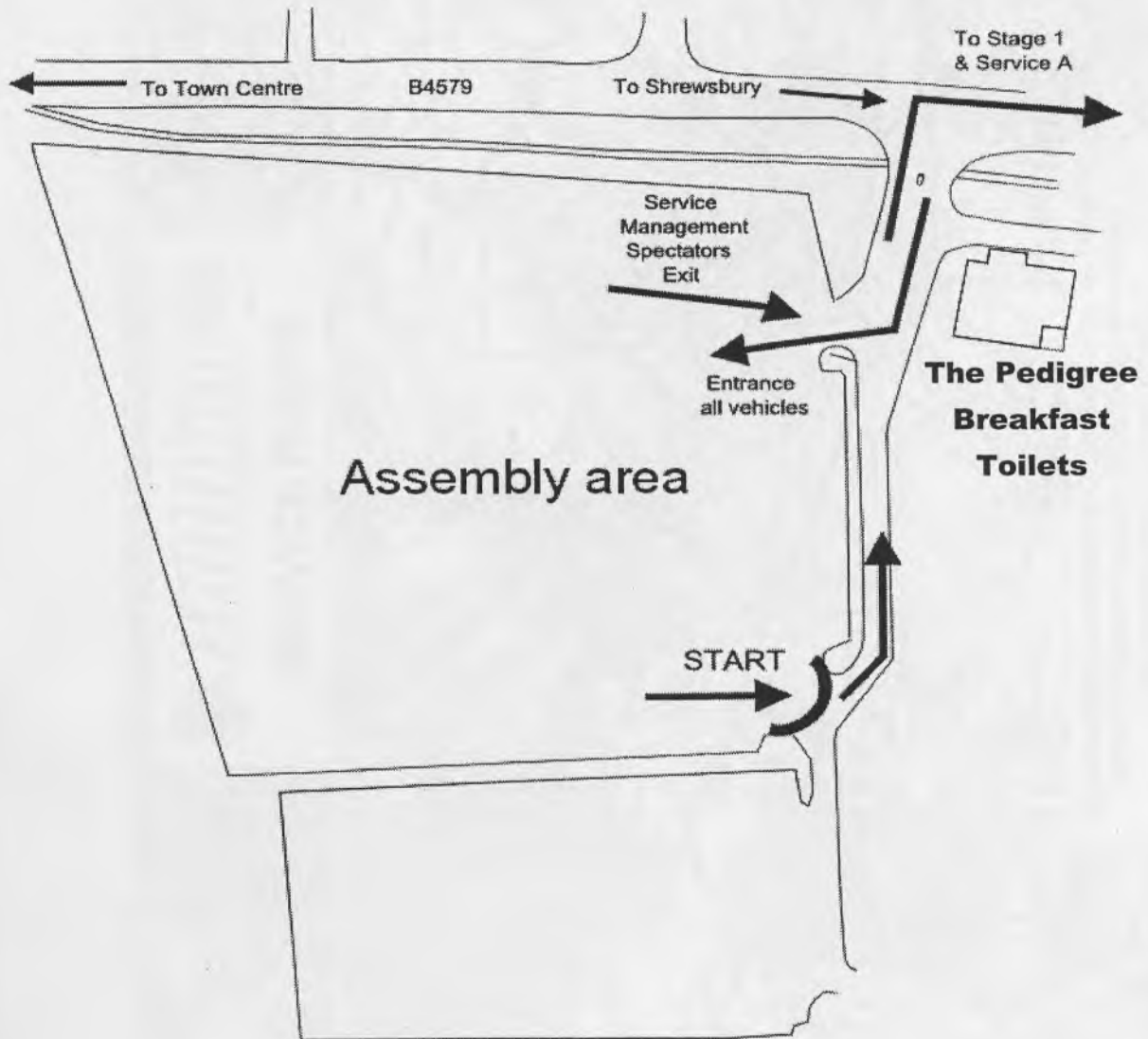
Red Books showing the way

OSWESTRY

Copyright acquired and submitted by
 Endwell House, Telford, Shropshire, TF13 4EP
www.redbooks-maps.co.uk

This product includes mapping data
 licensed from Ordnance Survey with
 the permission of the Controller of H.M.
 Stationery Office.

All Rights Reserved
 © Crown Copyright
 © MapBooks (Euler Media) Ltd. Licence No. 10016021



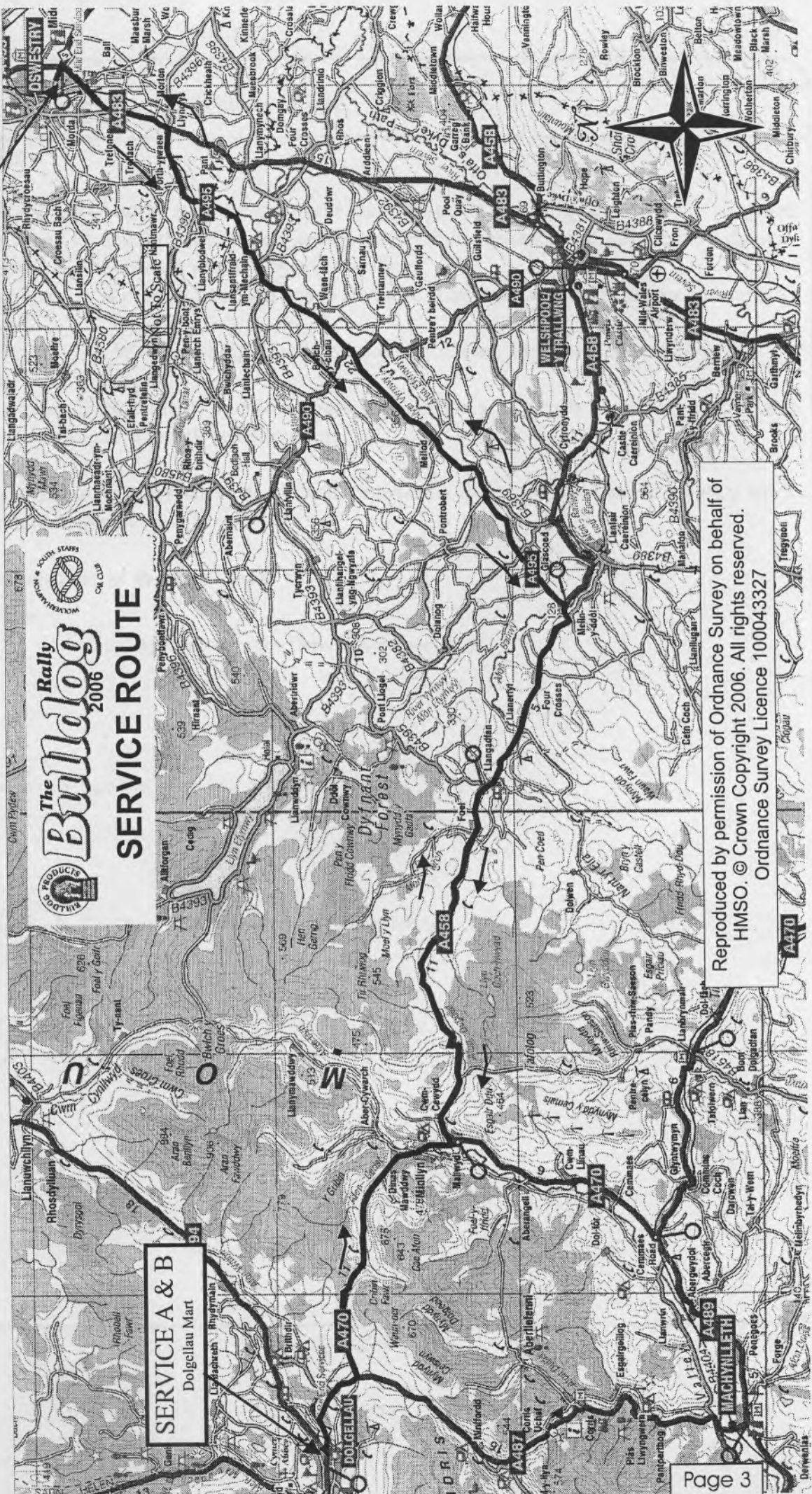
START & FINISH
BULLDOG RALLY BASE
OSWESTRY



SERVICE ROUTE

SERVICE A & B
Dolgelau Mart

Reproduced by permission of Ordnance Survey on behalf of
 HMSO. © Crown Copyright 2006. All rights reserved.
 Ordnance Survey Licence 100043327



Tulip' Road Book

Introduction

The Road book describes the route for the whole rally, including Special Stages, by 'tulip' diagrams. Junctions on road sections where the route is obvious have not been included, competitors should simply continue on the road on which they are travelling.

The names quoted as appearing on a sign post were those present at the time of survey and cannot be guaranteed.

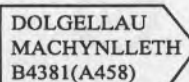
All speed limits, 'Give Way' and 'Stop' junctions have been shown. Please observe them as the Police know you are coming.

Please drive carefully and quietly on Public roads, especially near to forests as they are narrow and there are local residents who will be using them.


A thick black line in the right hand side of the information column indicates that Emergency service is not permitted in these areas.

Key to symbols used in the Road Book

'Tulip'. Approach from dot. Depart towards arrowhead.



Sign Post - Enclosing directions to follow.









Sign Post - Enclosing directions **NOT** to follow.









Traffic Island.

Key to Symbols used in the Road Book (Continued)


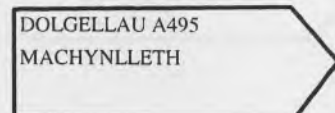

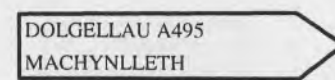




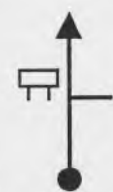
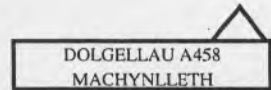


	Radio Point		Service
	Doctor		Time Control
	Traffic Lights		Passage Control
	Bridge		Stage Start Control
	Village or Town		Flying finish
	House or Building		Stage Finish Control
	Telephone kiosk		Care
	Speed limit in miles per hour		Great Care
	Give Way to main road		Extreme Care
	Stop at junction		Brow or crest
	No entry		Two way rally traffic
	Petrol available		Two way rally traffic

		BULLDOG RALLY BASE, OSWESTRY		PAGE	6
		TO		DISTANCE	48.32 MILES
		DOLGELLAU, SERVICE A		1st CAR DUE	10:46 Hrs
MILES		DIRECTION	INFORMATION	MILES to TC	
TOTAL	INTERVAL				
0.00	0.00		Zero trip as joining Main Road.		48.32
0.51	0.51		WELSHPOOL A483		47.81
1.57	1.06				46.75
3.96	2.39		LLANSANTFFRAID A495 MACHYNLLETH (A458)		44.36
4.19	0.23				44.13
6.06	1.87		Llansantffraid A495 Llanfyllin (B4393) Machynlleth (A458)		42.26

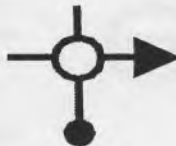
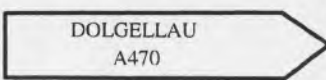

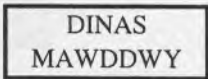

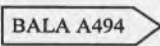


Bulldog Rally 2006

		BULLDOG RALLY BASE, OSWESTRY		PAGE	7
		TO		DISTANCE	48.32 MILES
		DOLGELLAU, SERVICE A		1st CAR DUE	10:46 Hrs
MILES		DIRECTION	INFORMATION	MILES to TC	
TOTAL	INTERVAL				
8.44	2.38		Llansantffraid-Ym-Mechain		39.88
9.19	0.75		MEIFOD A 495		39.13
11.96	2.77		MEIFOD A495		36.36
12.14	0.18		MEIFOD A495		36.18
15.11	2.97		MEIFOD		33.21
16.86	1.75				31.46

Bulldog Rally 2006

		BULLDOG RALLY BASE, OSWESTRY		PAGE	8
		TO		DISTANCE	48.32 MILES
		DOLGELLAU, SERVICE A		1st CAR DUE	10:46 Hrs
MILES		DIRECTION	INFORMATION	MILES to TC	
TOTAL	INTERVAL				
17.56	0.70				30.76
		12			
21.36	3.80				26.96
		13			
24.63	3.27				23.69
		14			
26.55	1.92				21.77
		15			
26.81	0.26				21.51
		16			
27.92	1.11				20.40
		17			

Bulldog Rally 2006

		BULLDOG RALLY BASE, OSWESTRY		PAGE	9
		TO		DISTANCE	48.32 MILES
		DOLGELLAU, SERVICE A		1st CAR DUE	10:46 Hrs
MILES		DIRECTION	INFORMATION	MILES	
TOTAL	INTERVAL			to TC	
37.55	20.69				10.77
		18			
38.37	0.82				9.95
		19			
48.23	9.86				0.09
		20			
48.32	0.09		 Enter Service Area - DO NOT STOP IN CONTROL		0.00
		21			

Bulldog Rally 2006

Service area - Dolgellau

A470
To Ffestiniog



RESULTS



From START
OSWESTRY







REFUEL

To FINISH
OSWESTRY









REFUEL

A494 To
Bala

		DOLGELLAU, SERVICE B TO BULLDOG RALLY BASE, OSWESTRY		PAGE	11
				DISTANCE	47.90 MILES
				1st CAR DUE	17.00
MILES		DIRECTION	INFORMATION	MILES to TC	
TOTAL	INTERVAL				
0.00	0.00	 0	LEAVE SERVICE (DO NOT PASS THROUGH THE CONTROL AREA) ↕		47.90
0.09	0.09	 1	MACYNLLETH (A487) LLANGURIG A470 ↕		47.81
0.74	0.65	 2	↕		47.16
9.18	8.44	 3	DINAS-MAWDDWY		38.72
10.71	1.53	 4	TRALLWNG WELSHPOOL A458		37.19
19.89	9.18	 5	FOEL		28.01

Bulldog Rally 2006

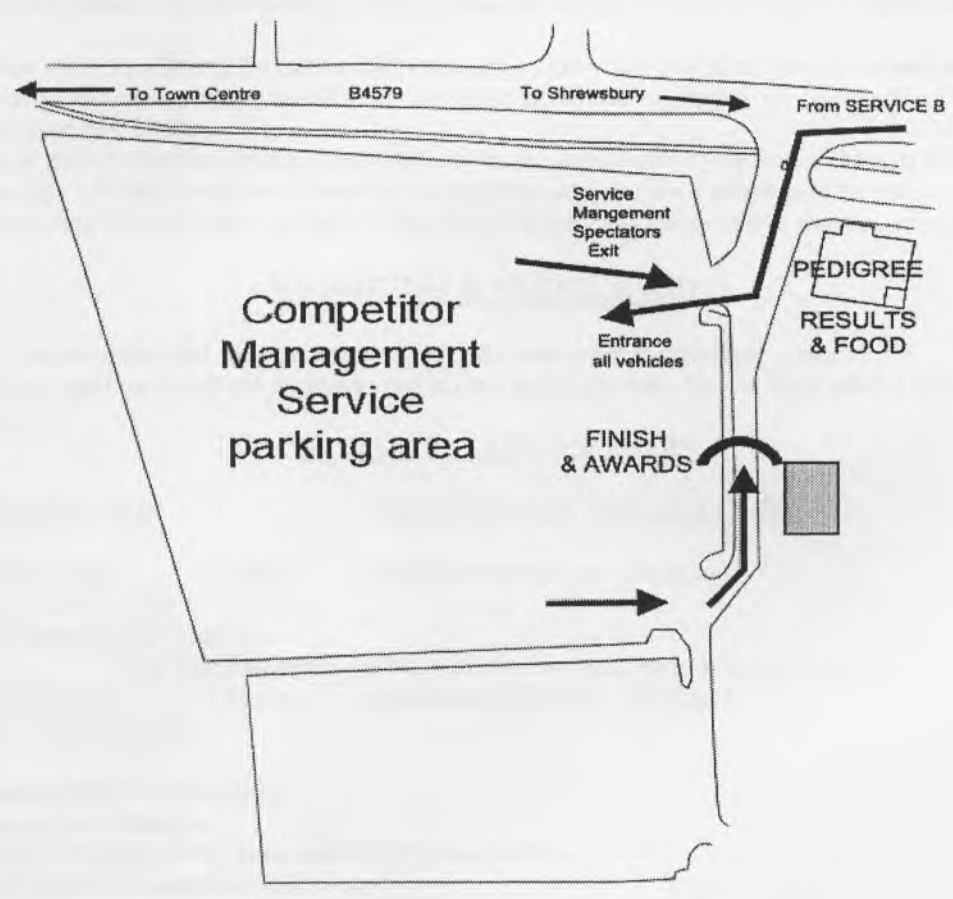
MILES		DIRECTION	INFORMATION	MILES to TC
TOTAL	INTERVAL			
DOLGELLAU, SERVICE B		PAGE		13
TO		DISTANCE		47.90 MILES
BULLDOG RALLY BASE, OSWESTRY		1st CAR DUE		17.00
38.68	0.15		LLANSANTFFRAID -YM-MECHAIN	9.22
		12		
41.91	3.23		Oswestry A495 (A483) Shrewsbury	5.99
		13		
43.61	1.70		LLYNCLYS	4.29
		14		
44.01	0.40		OSWESTRY A483	3.89
		15		
46.39	2.38			1.51
		16		
47.39	1.00		Oswestry B4579	0.51
		17		

Bulldog Rally 2006

		DOLGELLAU, SERVICE B		PAGE	14
		TO		DISTANCE	47.90 MILES
		BULLDOG RALLY BASE, OSWESTRY		1st CAR DUE	17.00
MILES		DIRECTION	INFORMATION	MILES to TC	
TOTAL	INTERVAL				
47.90	0.51		ENTER RALLY BASE (FOLLOW MARSHALS INSTRUCTIONS TO PARKING)	0.00	
		18			

Bulldog Rally 2006

Bulldog Rally Base Oswestry - FINISH



NOTES FOR SERVICE CREWS

Read these instructions carefully, and exercise care and courtesy when driving through towns and villages on route.

Each registered Service Vehicle is issued with a Rally Service Plate which must be affixed to the vehicle's windscreen. This plate will bear the letter 'S' and a number corresponding to that of the competitor receiving the Service Pack where practical.

Service Crews and Management Crews **MUST** follow the instructions given regarding Service Areas and the route between them. Any Competitor whose Service or Management Vehicle is *observed* in an OUT OF BOUNDS area will be penalised 10 minutes for the first offence and by EXCLUSION from the results for the second offence; any Competitor *receiving assistance* from a Service or Management Vehicle in an OUT OF BOUNDS area will be EXCLUDED on the **first offence** (see Art.17.8).

All the above vehicles will be allowed into the main Service Area.

Time Controls are situated at the exit of each main service area and service crews must follow the instructions of marshals at these controls.

Regrouping will operate in service areas A and B, to close up any gaps and keep the rally together as much as possible.

Judges of Fact will be patrolling the road sections and service crews are reminded that their associated competing car may be penalised for any infringement of the servicing regulations - including excessive noise, bad driving manners, etc. (see Art. 17.6).

In the event of their competitor retiring within a special stage, service crews may wait at the start of the stage until it closes and they will then be allowed to enter to retrieve the car under the instruction of the stage commander.

As usual the various Police Authorities will be observing the Rally and speed checks may be expected during the event.

SERVICING & SERVICE AREA

Competitors are reminded that they are responsible for the conduct of their service crews.

ONLY vehicles registered with the organisers and visibly displaying their Service Plate will be allowed to enter the service area.

NO RALLY PLATE - NO ENTRY

SERVICE LOCATION

FIRST CAR DUE TIME ALLOWED

A DOLGELLAU	10.46 hrs.	Minimum service time 20 minutes
Entry - 124/735181 ¹ / ₂		
Servicing in Farmers Mart complex.		
Hot food and drinks will be available as well as male & female toilets.		
B DOLGELLAU	13.28 hrs.	Minimum service time 20 minutes
Entry - 124/735181 ¹ / ₂		

The designated SERVICE ROUTE

Start at Oswestry to Dolgellau

Turn right out of Bulldog Rally Base, onto B4579 towards A5

A483 from Mile End roundabout to Llynclys

A495 from Llynclys to Melin-y-ddôl

A458 Melin-y-ddôl to Mallwyd

A470 Mallwyd to Dolgellau

A494 to Farmers Mart from A470

Dolgellau to Finish at Oswestry.

A494 from Farmers Mart to A470

A470 from junction A494 to Mallwyd

A458 from Mallwyd to Melin-y-ddôl

A495 from Melin-y-ddôl to Llynclys

A483 from Llynclys to Mile End roundabout

B4579 to Bulldog Rally Base.

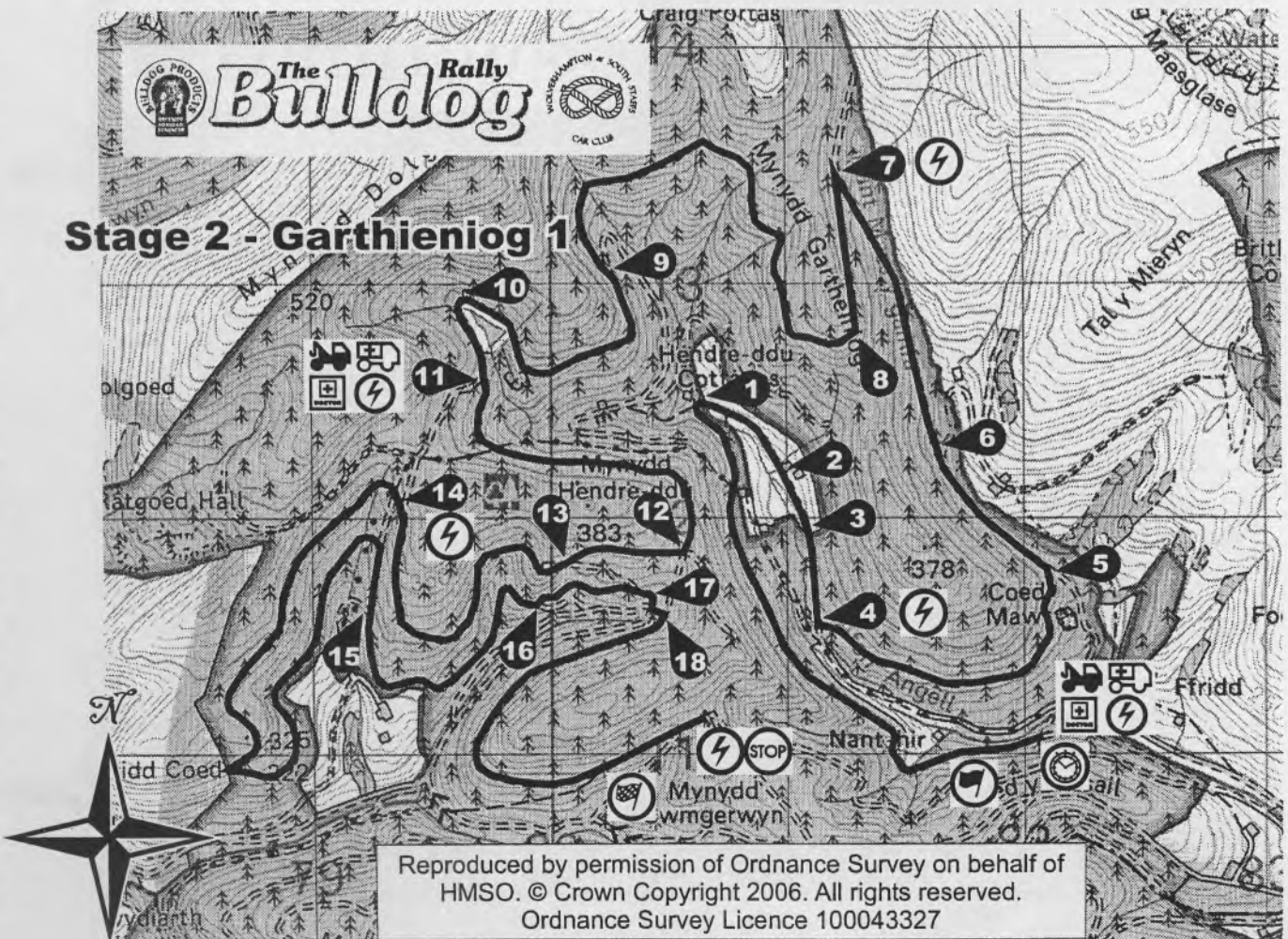
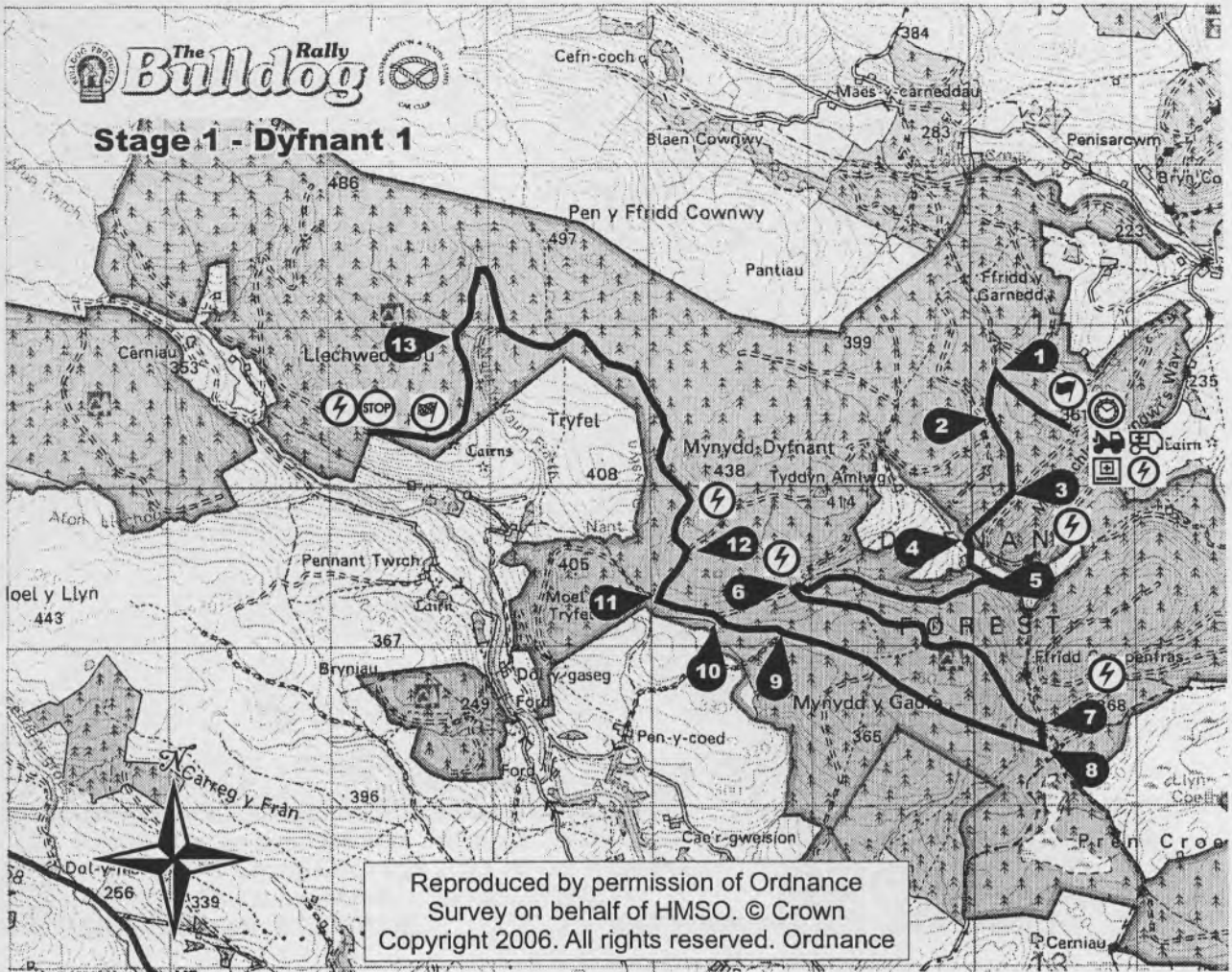
SUMMARY OF COMPETITOR'S RALLY MILEAGES

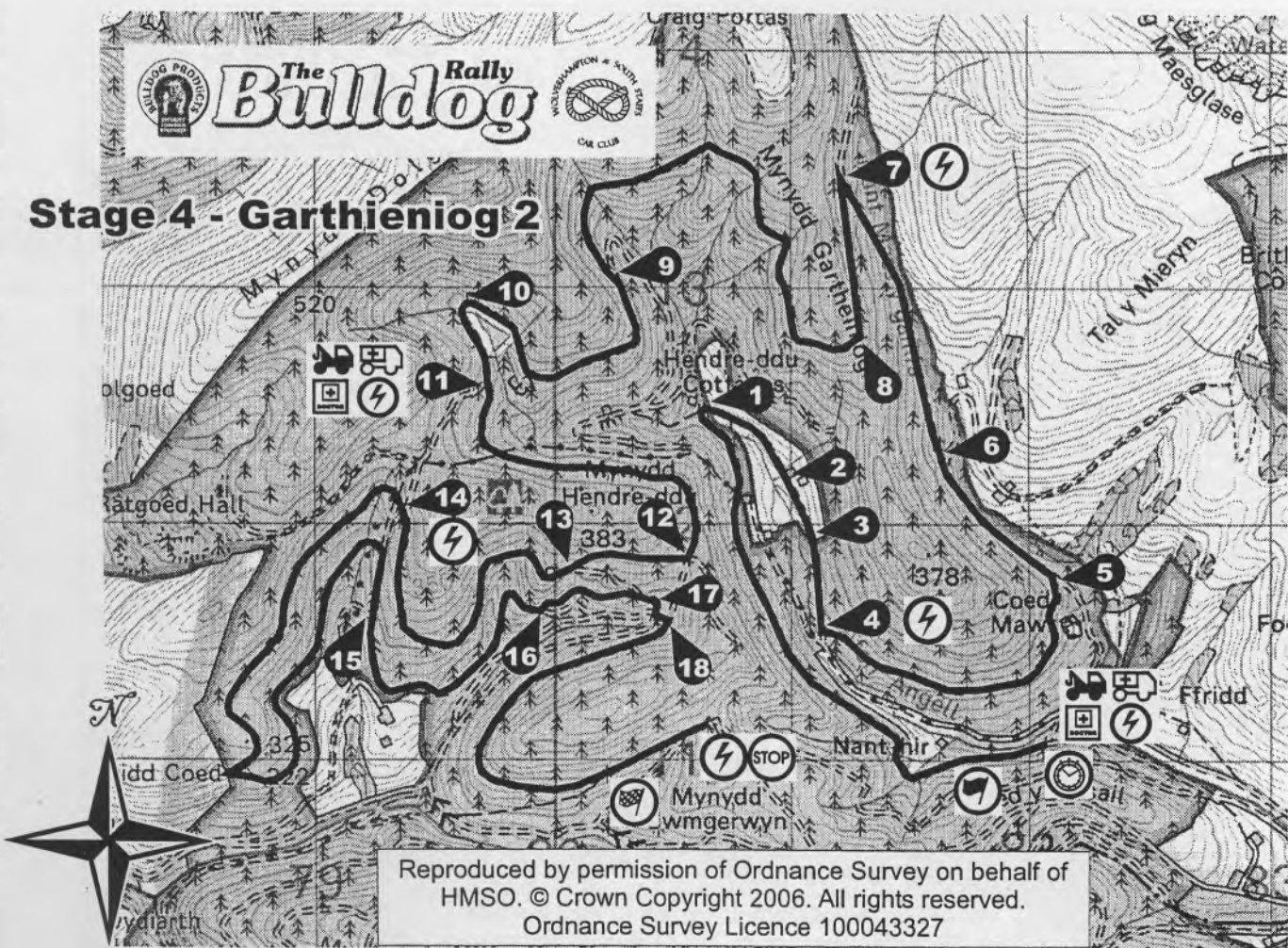
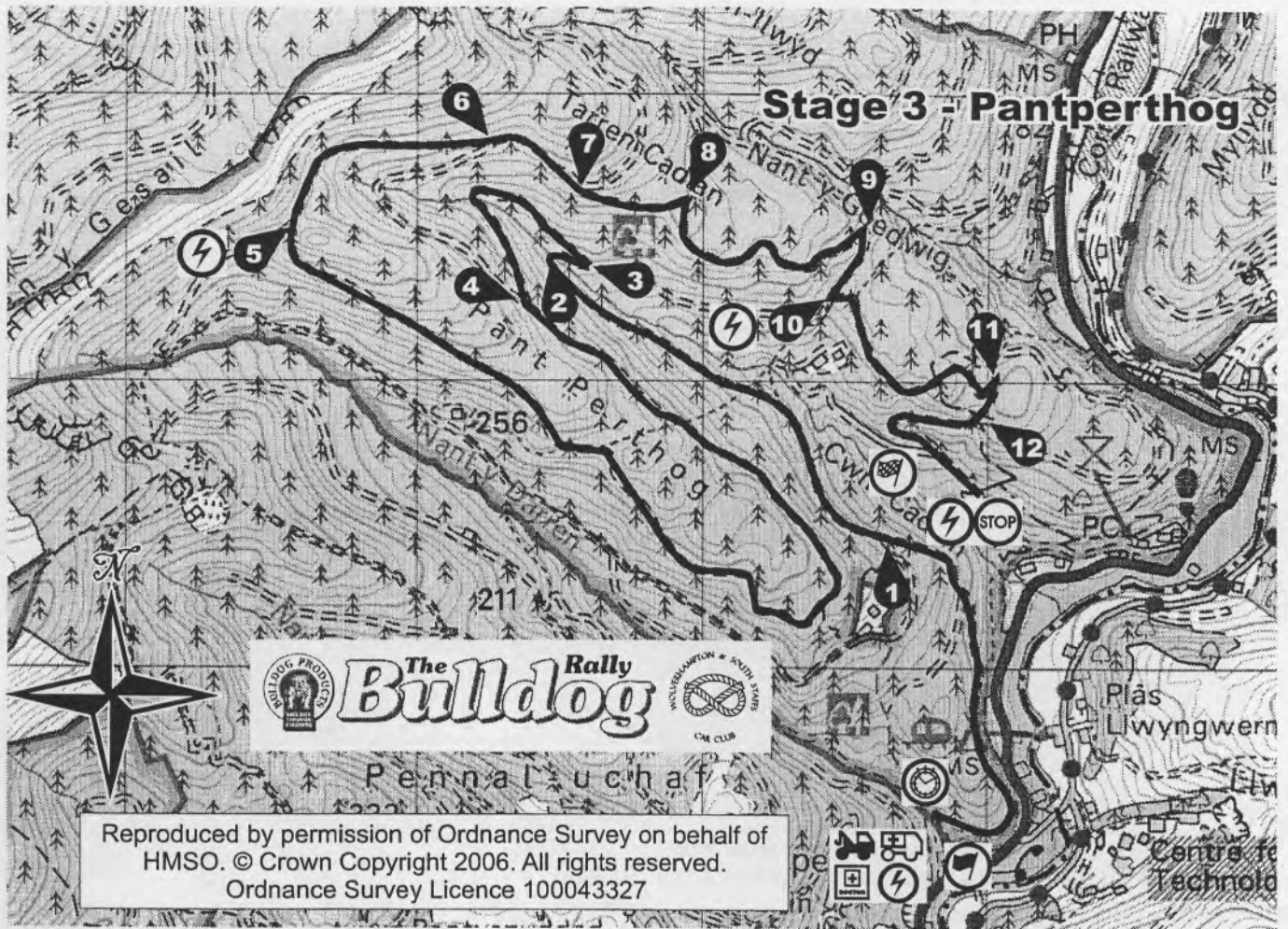
<u>Rally Section</u>	<u>Road Miles</u>	<u>Stage Miles</u>	<u>No. Of Stages</u>
Start to Service A	62	26	2
Service A to Service B	35	26	2
Service B to Finish	60	18	3

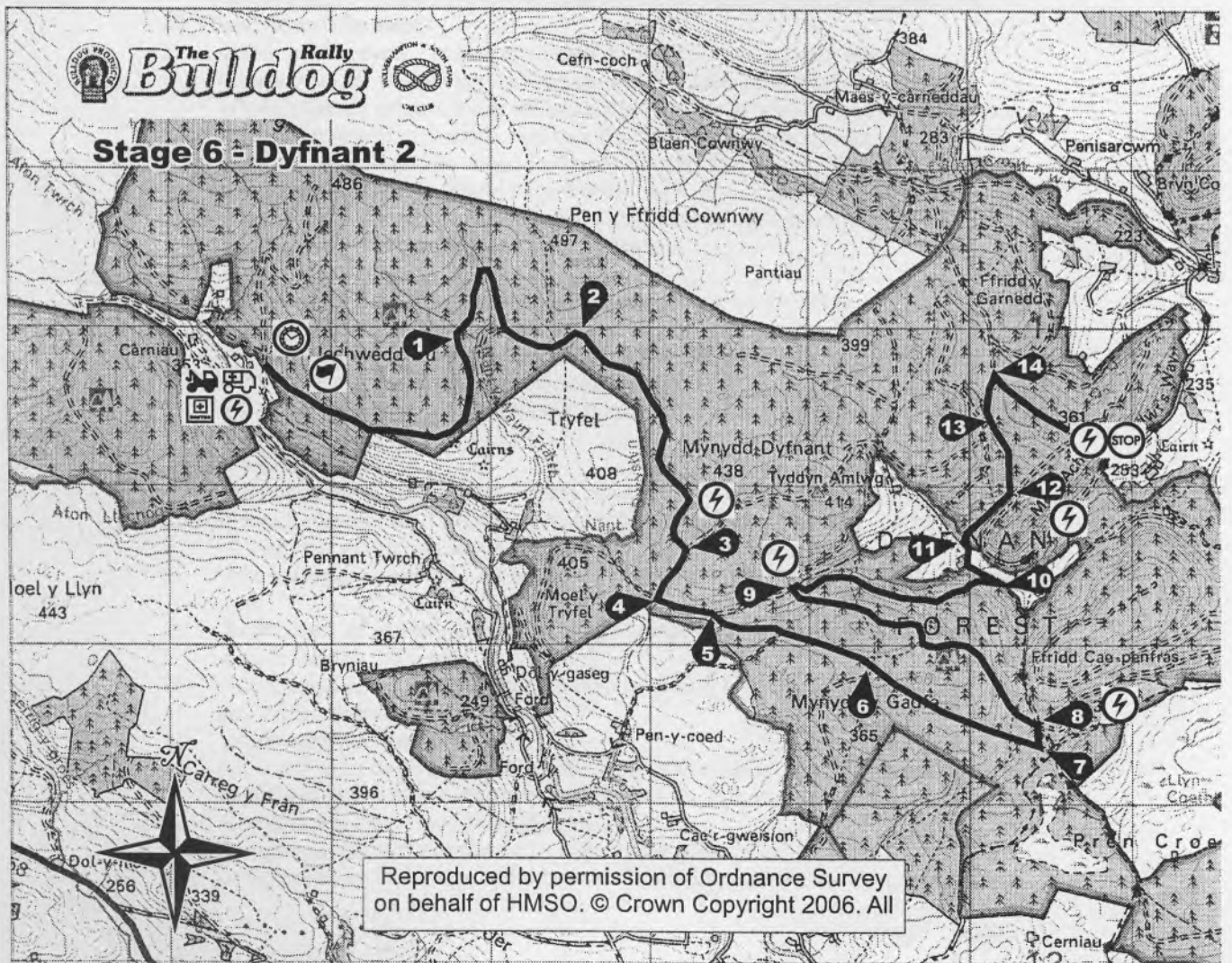
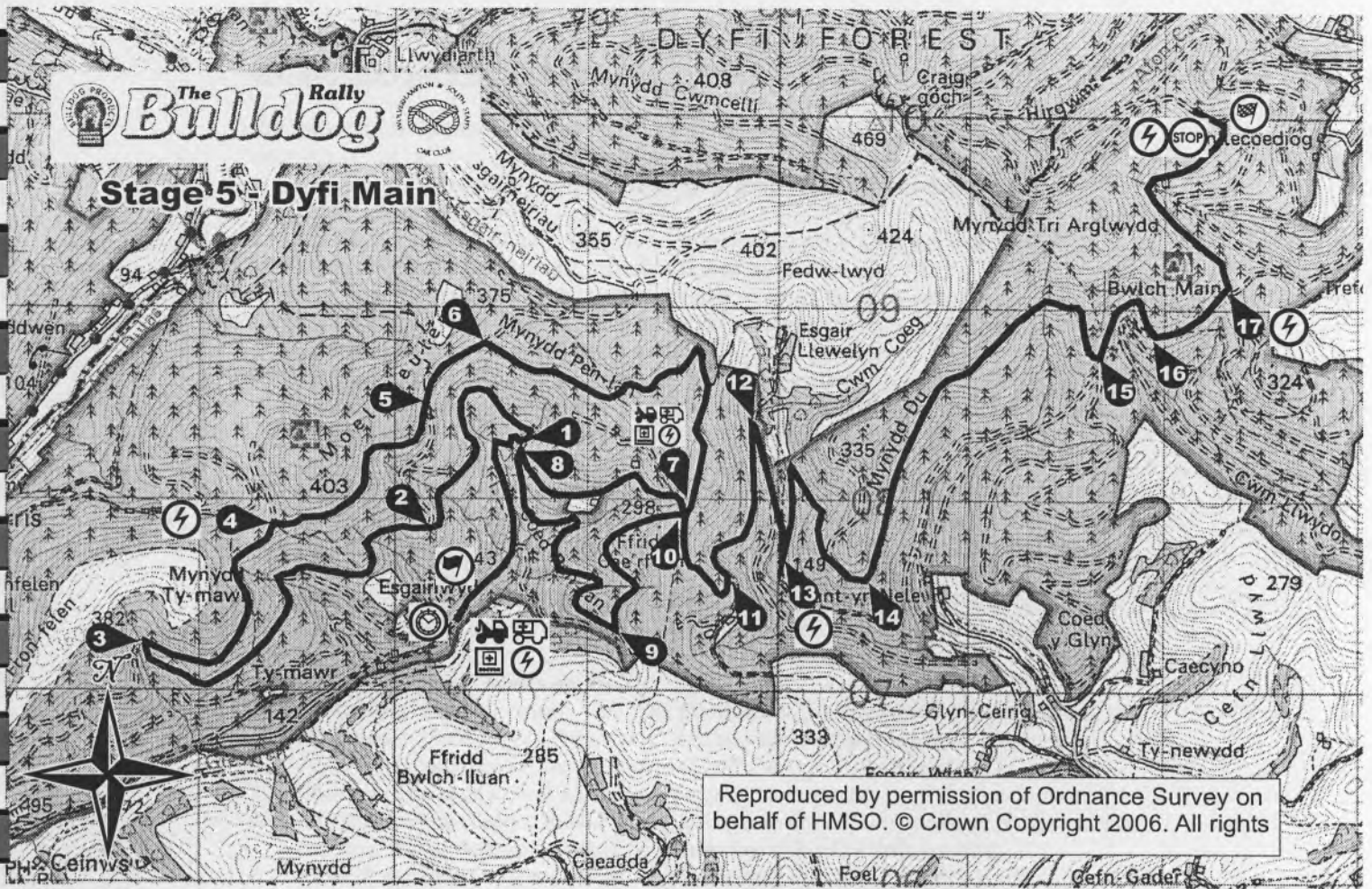
BULLDOG RALLY 2006

Rally route by map reference

ROUTE	INFORMATION	MAP REFERENCE	APP	DEP	1st car
MC0		126/ 300287		N	08:00
via		309286	W	SW	
via		219202	E	W	
via		125/ 172184	NE	NW	
via		035½182	NE	S	
via		014174½	SE	S	
via		001156	SE	N	
ATC1	Stage 1 - Dyfnant 1	006163½	S	NW	08:54
FTC1		963163	E	W	
via		954½164½	NE	SE	
via		977131	NW	NE	
PC1		988133	W	SE	
via		990115½	SE	NW	
via		862½125½	NE	S	
via		845½099	SE	NW	
via		832104	SE	N	
ATC2	Stage 2 - Gartheiniog 1	821111	E	W	09:50
FTC2		124/ 806½111	SW	SE	
via		813½105	NW	E	
via		832½103½	W	SE	
PC2		846½101½	W	SW	
via		847½096	NW	NE	
TC2	Service A - Dolgellau	735181½	SW		10:46
MC2	Dolgellau service out	735181	SE	SW	
via		135/ 748042½	E	N	
ATC3	Stage 3 - Pantperthog	748045	S	SE	12:07
FTC3		124/ 750056		SE	
PC3		755054	W	S	
via		135/ 751023	N	NE	
via		821044	SW	NE	
via		124/ 845½099	SE	NW	
via		832104	SE	N	
ATC4	Stage 4 - Gartheiniog 2	821111	E	W	12:42
FTC4		806½111	SW	SE	
via		813½105	NW	E	
via		832½103½	W	SE	
PC4		846½101½	W	SW	
via		847½096	NW	NE	
TC4	Service B - Dolgellau	735181½	SW		13:38
MC4	Dolgellau service out	735181	SE	SW	
via		755½060½	SW	E	
ATC5	Stage 5 - Dyfi Main	782½073	SW		14:45
FTC5		125/ 821100½		NW	
via		823101½	N	NE	
PC5		846½101½	W	SW	
via		847½096	NW	NE	
via		862½125½	S	NE	
via		990115½	NW	SE	
via		988133	SE	W	
via		954½164½	SE	NE	
ATC6	Stage 6 Dyfnant	956167½	S	SE	15:47
FTC6		006163½		S	
PC6		014174½	S	SE	
via		035½182	S	NE	
via		172184	NW	NE	
via		126/ 282241	NW	NE	
via		309286	SW	W	
MC6	Finish control	126/ 300287		N	16:59







Appendix

Service Area Risk Management

Entrants, competitors and service crew members should be aware of their own and other people's safety and well being, when competing in motor sport.

1. All entrants should have an environmental ground-sheet in place before work commences on the vehicle.
2. All service vehicles should have an environmental spill-kit, for use in the event of liquid spillage. (Competing cars should also carry such a kit.)
3. Fire extinguishers should be readily available at all times when vehicles are to be worked on, particularly in the event of any welding or grinding being carried out and when vehicles are being refuelled.
4. Vehicles should be supported by axle stands, chassis sill stands or ramps, all with recommended base plates, when raised in the air by trolley or any other types of jack. Engines should not be run when the vehicle is raised on stands. No other work on the car should be attempted, when raising or lowering of the car is taking place.
5. If re-fuelling is permitted in the Service Area, this should be the last operation to be carried out before the vehicles leave. The vehicle should be off any support stands, have all four wheels on the ground, have all other work ceased and have no occupants, when re-fuelling commences.
Ideally re-fuelling should be by hand pumping, rather than from hand held containers.
6. Spillage of any liquid should be contained immediately by the crew concerned.

A) Storage & Use of Petroleum Spirit

1. Containers should comply with the relevant British Standard, should be marked "Petroleum Spirit-Highly Flammable" and be kept from any source of ignition.
2. All empty containers should be removed from the venue after the event.
3. Petrol is to be used as fuel only, not for any other purpose.
4. All vehicle re-fuelling is to take place in the open air. A "No Smoking" area should be enforced and an operative should be on standby with a fire extinguisher.
5. Refuelling operatives, including those standing by with fire extinguishers, should ensure they are wearing protective clothing, including gloves and eye protection.

B) Hazardous Substances

1. Some vehicle parts, for example brake & clutch linings, contain asbestos. Competitors are encouraged to use non-asbestos substitutes where possible. Where asbestos is used, every effort should be made to prevent dust being released.
2. Some mineral oils may cause skin cancers. Where contact does occur, contamination should be washed off immediately. The wearing of any contaminated clothing should be avoided.
3. Other substances may cause ill health. Suppliers will have information about the possible effects of their products, on request.

C) Electrical Safety

1. All electrical equipment should be maintained in a safe condition.
2. Extension leads & cables should be neoprene, oil resistant flexible cable.
3. All electrical equipment used externally should be weatherproof and tools should be "double" or "all insulated" against electric shock.
4. Electrical equipment and hand tools should not be used where flammable vapours are present.

D) Fire Precautions

1. All competition and service vehicles should carry a suitable fire extinguisher.
2. Special consideration should be made before lighting any cooking appliance.
3. All sources of ignition should be kept away from any fuel store or re-fuelling area.
4. Fire extinguishers should not be moved from their known location, other than when in use.
5. In the event of any fire, a report should be made to the organisers of the event before leaving the venue.
6. All entrants are encouraged to train their personnel in correct fire prevention and treatment procedures.

E) Compressed Air Equipment

1. Air blasts from over inflated tyres can cause severe injury. Tyres should not be inflated above manufacturers recommendation figures.
2. Always stand clear when inflating tyres.
3. Compressors & air lines should be inspected regularly.
4. Compressed air cylinders should be stored and used to suppliers recommendations.

F) General Working Practices

1. All working areas should be kept clean & tidy. All waste & spillage should be cleared up immediately, *removed by the entrant at the end of the event and disposed of in a responsible manner.*
2. Trailing cables & hoses should not be allowed to create a trip hazard and should not be run across access or roadways.
3. Whenever vehicle engines are being run, adequate ventilation must be in place.
4. All safety notices should be complied with.
5. Any personnel carrying out work should ensure that they adopt safe working practices at all times.
6. Service crews and competitors need to be aware of the long periods of exposure to cold, wet or heat, experienced while on location in service areas and dress accordingly.
7. Children under 16 years of age are to be closely supervised and should not leave your designated area unaccompanied.
They are children and as such are your responsibility!!

G) Noise

1. Exposure to excessive noise may result in hearing loss, or other complaints. These may be short term, or after prolonged exposure, permanent.
2. Where exposure to noise is unavoidable, ear defenders should be worn.

H) Manual Handling

1. Lifting, carrying and propelling of loads by bodily force is a major cause of industrial injuries. All entrants are encouraged to train their personnel in safe manual handling techniques.

I) Waste

1. Entrants *should remove all waste* from the venue, including containers, packaging, tyres, oils etc. *They must be disposed of it in a responsible manner.*

J) Vehicle Safety

1. A 10 mph speed limit should be observed at all times in a Service Area, other than for Emergency Vehicles which may be attending an incident.
2. There may be pedestrians in Service Areas. Special care must be taken in these circumstances, to avoid collisions.
3. The unauthorised use of mopeds, motorcycles, scooters, go-peds, quads etc. is forbidden in Service Areas.
4. Vehicles may only be driven by persons holding valid driving licences for that class of vehicle.

K) First Aid

1. Any person sustaining injury or illness, should seek treatment from the event emergency services, by initially reporting to the Senior Official in charge of the Service Area, who will ensure the appropriate response.

L) Public Safety

1. Entrants and their associated personnel should act in a manner so as not to put either themselves or any other person at risk of injury.

M) Reporting of Accidents & Incidents

1. All accidents where any person sustains injury, or where damage to property occurs, should be reported immediately to the Senior Official in charge of the Service Area.

N) Further Regulations and Information

1. Entrants are reminded of their obligations to comply with the requirements of the appropriate sporting regulations at all times. These Guidance Notes should be read in conjunction with all relevant regulations.

The MSA Rallies Committee are indebted to the following for assistance in the compilation of this paper:-

The Rallye Sunseeker & Southern Car Club.

Neil Roden – Safety Officer of the Rallye Sunseeker.

Peter Clingan – MSA Environmental Scrutineer of Dumfries.

John Arnold – Hon. Secretary. Association of West Midlands Car Clubs.