

## Wolverhampton & South Staffs Car Club.

Welcome to the

Thank you for agreeing to assist us on  
this years event.

Your location is as follows:

Stage No:

Stage Name:

Map ref:

Stage Commander:

Your due time:

SAFETY MANUAL

**Welcome to the  
1994  
Midland Rally**

# SAFETY MANUAL

## CONTENTS

1. Introduction
2. Who's Who
3. Radio Call Signs - Officials
4. Content of Safety Cover & R.V. POINTS
5. Radio Procedure
6. Safety Procedure
- 7..Stage Plans and Personnel.  
R.V.POINT MAPS

Thank you for giving your assistance on this years Midland Rally.

Please ensure that all relevant people under your control read and understand this manual prior to the event getting under way.

This manual has been compiled for a number of reasons, namely

1. To provide you with adequate information to enable you to carry out your duties effectively.
2. To provide a common standard of organisation throughout the event so that no misunderstandings happen in the area of safety.
3. To ensure that the event maintains a high standard of safety organisation.

If you have any problems or queries after reading this manual please contact either of the Safety Officers , or any senior official without delay.

Once more , may we thank you for your assistance and have an enjoyable, safe days sport.

RACMSA STEWARD	Jim Jones
STEWARDS	Dilys Rogers Bill Troughear
CLERK OF THE COURSE	John Trevethick
DEPUTY CLERKS OF THE COURSE	Ray Lloyd Gareth Thomas
SECRETARY OF THE MEETING	Christine Chick
EVENT SAFETY OFFICERS	Kevin Page Mervyn Johnson
CHIEF MEDICAL OFFICER	Dr Ian Picton Robinson
ENTRIES SECRETARY	Andrea Johnson
RESULTS MANAGER	David Cozens
DRIVING STANDARDS OBSERVER	Jack Romain
NOISE TEST OFFICIAL	John Arnold
H.Q. CO ORDINATOR	Jane Houghton
COMMUNICATIONS OFFICER	Harold Hicken
AREA CONTROLLERS	Andy Pickering John Corns Darren Waplington Jim Cornes

SPECTATOR CONTROL CAR	SPEC 1
COURSE CAR ( Gareth Thomas)	WOLF 1
DEPUTY Cof C (Ray Lloyd)	WOLF 2
COURSE CLOSING CAR 1	WOLF 3
SAFETY OFFICER (Kevin Page)	WOLF 5
SAFETY OFFICER (Mervyn Johnson)	WOLF 6
CHIEF MEDICAL OFFICER	MOMO 25
COMMUNICATIONS CONTROL	
DYFI BLOCK	CLIP CONTROL
DYFNANT	CLIP LINK
AREA CONTROLLERS	
DYFNANT	WOLF 9
GARTHEINIOG	WOLF 10
BWLCH MAIN	WOLF 11
PEN/LAN	WOLF 12

THIS IS AN AMENDED LIST TO THE ONE  
PRINTED IN THE SAFETY MANUAL.

RADIO CALL SIGN LIST.

SPECTATOR CONTROL CAR	AUTO SPEC ONE
COURSE CAR (CLIVE JENKINS)	AUTO WOLF ONE 1
DEPUTY C OF C (GARETH THOMAS)	AUTO WOLF FOUR 4
DEPUTY C OF C (RAY LLOYD)	AUTO WOLF THREE 3
SAFETY OFFICER (KEVIN PAGE)	AUTO WOLF FIVE 5
SAFETY OFFICER (MERVYN JOHNSON)	AUTO WOLF SIX 6
CHIEF MARSHAL (RICHARD FELGATE)	AUTO WOLF EIGHT 8
CHIEF MEDICAL OFFICER (IAN PICTON ROBINSON)	AUTO MOMO 25
RADIO CONTROLLER (HAROLD HICKEN)	AUTO CLIP CONTROL
RADIO LINK DYFNANT	AUTO CLIP LINK
<u>AREA CONTROLLERS</u>	
DYFNANT STAGES 1,2,&7	AUTO WOLF NINE 9
GARTHINIOG STAGES 3 & 6	AUTO WOLF TEN 10
DOVEY BWLCH MAIN STAGE 4	AUTO WOLF ELEVEN 11
DOVEY PEN LAN STAGE 5	
COURSE CLOSING CAR	AUTO WOLF TWELVE 12

The event safety cover consists of the following:

4 Doctors + CMO

4 Rescue Ambulances

6 Recovery units

**THE R.V. POINTS FOR AMBULANCE / FIRE ARE:**

**R.V POINT 1**

**STAGES 1 / 2 & 7**

THE CANN OFFICE

LLANGADFAN

MAP REF: 125 / 013107

**R.V. POINT 2**

**STAGES 3 / 4 & 6**

THE BRIGANDS INN

MALLWYD

MAP REF: 124 / 863125

**R.V. POINT 3**

**STAGE 5**

BRAICH GOCH INN

CORRIS

MAP REF: 124 / 754075



Ensure that your set is monitored at all times so that you can be contacted quickly for any assistance and advice required.

If you have to leave your set at any time during the event, let the controller know and how long you expect to be out of contact. Sign back on to the network on return to your set.

All radio communications will be routed through the radio controller who will show that he has finished the current messages by stating that he is 'CLEAR ' or 'STANDBY' The **only** exception to this is where, due to communication problems, the controller may use a link to contact you.

**THIS WILL BE ORGANISED BY THE CONTROLLER ONLY.**

Initiate your transmission by the call sign you wish to speak to followed by your own call sign.

i.e. for example 'Auto Clip Control from Auto Wolf 5'

The controller will then ask Auto Wolf 5 to 'Go Ahead' with his message and deal with it appropriately.

So that you may indicate to the controller the urgency of your message, you may include one of the following key words in your initial call to the controller, if appropriate.

**SAFETY** for messages concerning stage safety. e.g. car overdue arrowing problems, spectator marshalling problems, where a slight delay in action may be tolerated.

**URGENT** for situations requiring immediate action. e.g. car known to be in difficulty, suspected injuries, stopping further traffic entering the stage.

**PRIORITY** for confirmed situations involving injury  
e.g. SOS Board displayed immediate rescue services required

**Please use common sense DO NOT OVERSTATE URGENCY**

## RADIO PROCEDURE CONTINUED

If you hear a call made, it could be that you have relevant information that will help. It will assist the controller if you call him using the keyword RELEVANT and await his reply.  
e.g. 'Auto Clip Control from Auto Wolf 5 - Relevant.'

All other radios with no involvement should remain silent until told that the incident is over or until called by control, unless a further incident occurs.

Make your message brief and clear, and indicate when it is complete with 'over' or the use of 'out' at the end of your final transmission.

When reporting an incident be prepared to supply:

Location of incident relevant to your location.

Car(s) number involved.

Whether there is an SOS board on display.

Whether there is any injury.

Whether there is any risk of fire.

Whether there is any risk to following cars.

Whether there is any stage blockage.

All radio crews should keep the supplied radio check sheets up to date for each stage run, so that they can immediately report the number of cars and specific car numbers if so requested by control.

All headcounts of cars past your location should be given as competitors only and NOT include course cars etc.

Standard radio procedures will be in operation (see section 5), whereby all radio traffic will be channelled through the controller who will ensure that all transmissions are kept short and to the point.

When an incident occurs the nearest radio crew should report the facts to the radio controller who will pass them on to the relevant official for action.

If a competitor goes off but regains the course in the correct direction, you need not report it unless he is obviously cutting the stage in an attempt to gain an advantage.

When reporting an incident be prepared to supply the following information and subsequent updates to it;

Location of incident

Car (s) number involved.

Whether there is any injury

Whether there is a risk of fire.

Whether there is any risk to following cars

Whether there is any stage blockage (if there is record the numbers of the cars affected for later use in results, pass this information to the course closing car).

Based on the information supplied a decision will be taken as to the appropriate course of action by the Stage Commander. That decision will be relayed to all relevant parties via radio control.

However serious an incident appears, **NO OFFICIAL VEHICLE IS TO BE ALLOWED INTO OR ACROSS THE STAGE UNTIL DIRECTED TO DO SO** by the Stage Commander, Deputy Clerk of the Course or Safety Officer, either in person or via radio control.

## SAFETY PROCEDURE CONTINUED.

The directive for a Rescue, Recovery or Doctors vehicle to move will be accompanied by an explicit route to be taken, as even when a stage has been stopped, competing cars are possibly still running at competitive speeds within the stage.

In the case of serious injury, the organisers will consult with the Chief Medical Officer for medical advice relating to the containment of injury and any requirement for County Emergency services, if necessary.

Any call to County Emergency Services will be via radio controller, or by standard 999 procedures if the mobile phone signal is insufficient. Quote the name of the organising club, the event name, the location and the appropriate R.V.Point.

If the call is made by 999, the call should be made by a stage official, with a radio, who should have the R.V.Point details supplied with him, and they shall remain at the telephone for co-ordination purposes, if required.

If the County Emergency Service need to go to the stage, the stage commander shall send a stage official with a radio to the relevant R.V.Point to escort them to the stage.

**An Incident Report form shall be completed by all Rescue, Doctors and Stage commander in the event of any personal injury and ensure that the form is returned to Rally H.Q. as quickly as possible either personally or by the course closing car.**

All activities within the service area should be done in consideration of the RACMSA Health and Safety guidelines.

Refuelling is permitted within the competitors service bay  
All refuelling, where ever performed, must be performed in accordance with the Health and Safety guidelines regarding number of personnel, fuel containers and minimum safety zone.

The service area will be patrolled to advise and observe compliance with the above safety guidelines/

The following pages contain the following:

Individual stage plans ,

R.V.Point details

All personnel allocated to those stages.

Incident report forms

Radio check Sheets

Time Table including rescue service due times.



# INCIDENT REPORT FORM

STAGE:.....

STAGE COMMANDER.....

CAR No (s) INVOLVED.....

LOCATION OF INCIDENT:.....

TIME INCIDENT REPORTED:.....

TIME STAGE STOPPED:.....

OTHER CARS AFFECTED BY INCIDENT:.....

DETAILS OF INJURIES AND MEDICATION GIVEN:

DRIVER:

.NAME:.....

.....

.....

MEDICATION:.....

CO-DRIVER:.

NAME.....

.....

.....

MEDICATION:.....

OTHER: NAME (S):.....

.....

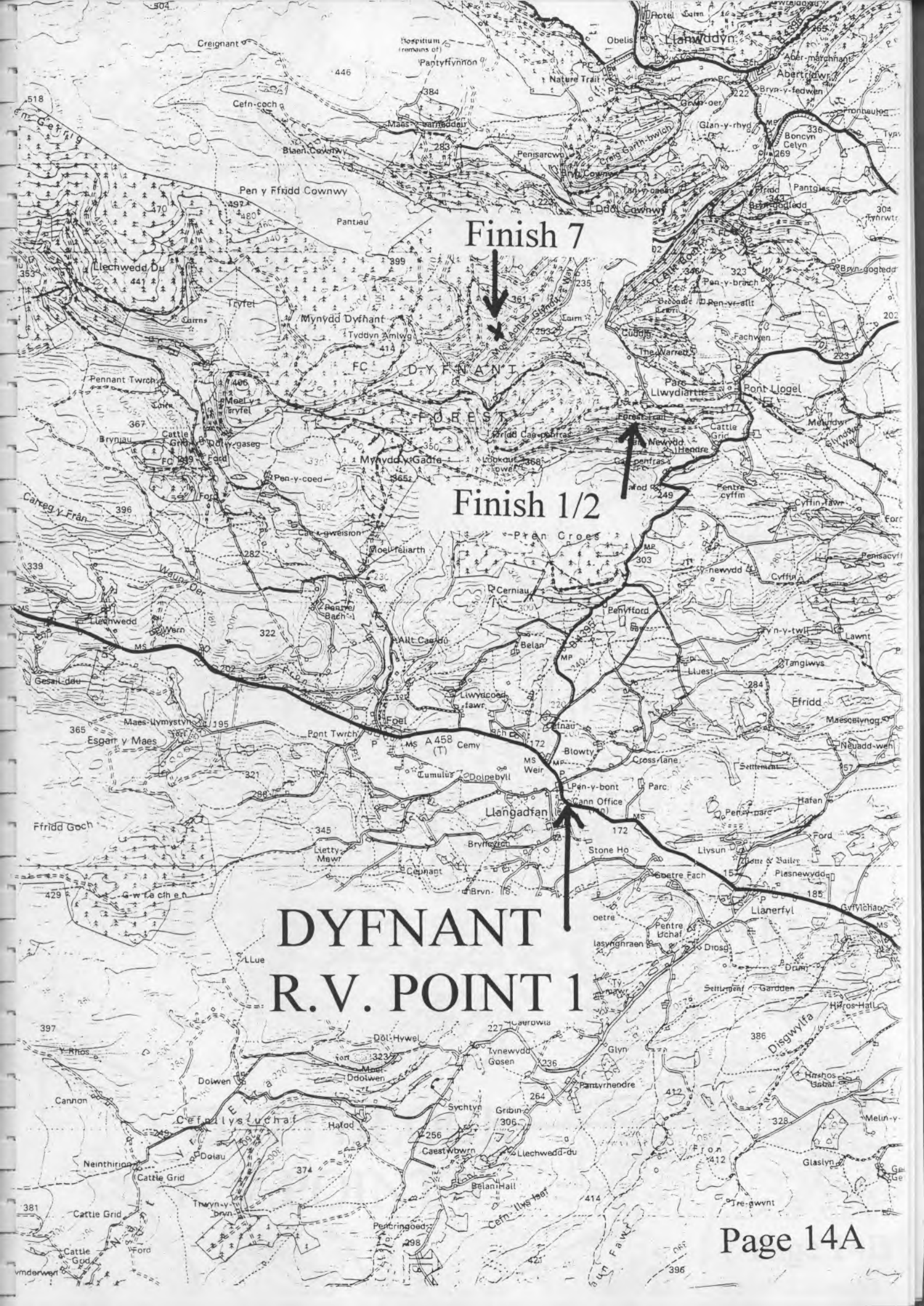
.....

MEDICATION:.....

**THIS REPORT FORM MUST BE RETURNED TO  
RALLY H.Q. AS SOON AS POSSIBLE, EITHER  
PERSONALLY OR BY THE COURSE CLOSING CAR.**

# TIME SCHEDULE

STAGE 1/2 DYFNANT	
INTERNATIONAL CAR 1 DUE	8.16
NATIONAL A CAR 1 DUE	9.06
STAGE 3 GARTHEINIOG 1	
INTERNATIONAL CAR 1 DUE	9.41
NATIONAL A CAR 1 DUE	10.23
STAGE 4 BWLCH MAIN	
INTERNATIONAL CAR 1 DUE	11.29
NATIONAL A CAR 1 DUE	11.49
NATIONAL B CAR 1 DUE	12.59
STAGE 5 PEN LAN	
INTERNATIONAL CAR 1 DUE	11.42
NATIONAL A CAR 1 DUE	12.02
NATIONAL B CAR 1 DUE	13.12
STAGE 6 GARTHEINIOG 2	
INTERNATIONAL CAR 1 DUE	13.22
NATIONAL A CAR 1 DUE	13.42
NATIONAL B CAR 1 DUE	14.52
STAGE 7 DYFNANT 3	
INTERNATIONAL CAR 1 DUE	14.05
NATIONAL A CAR 1 DUE	14.25
NATIONAL B CAR 1 DUE	15.35

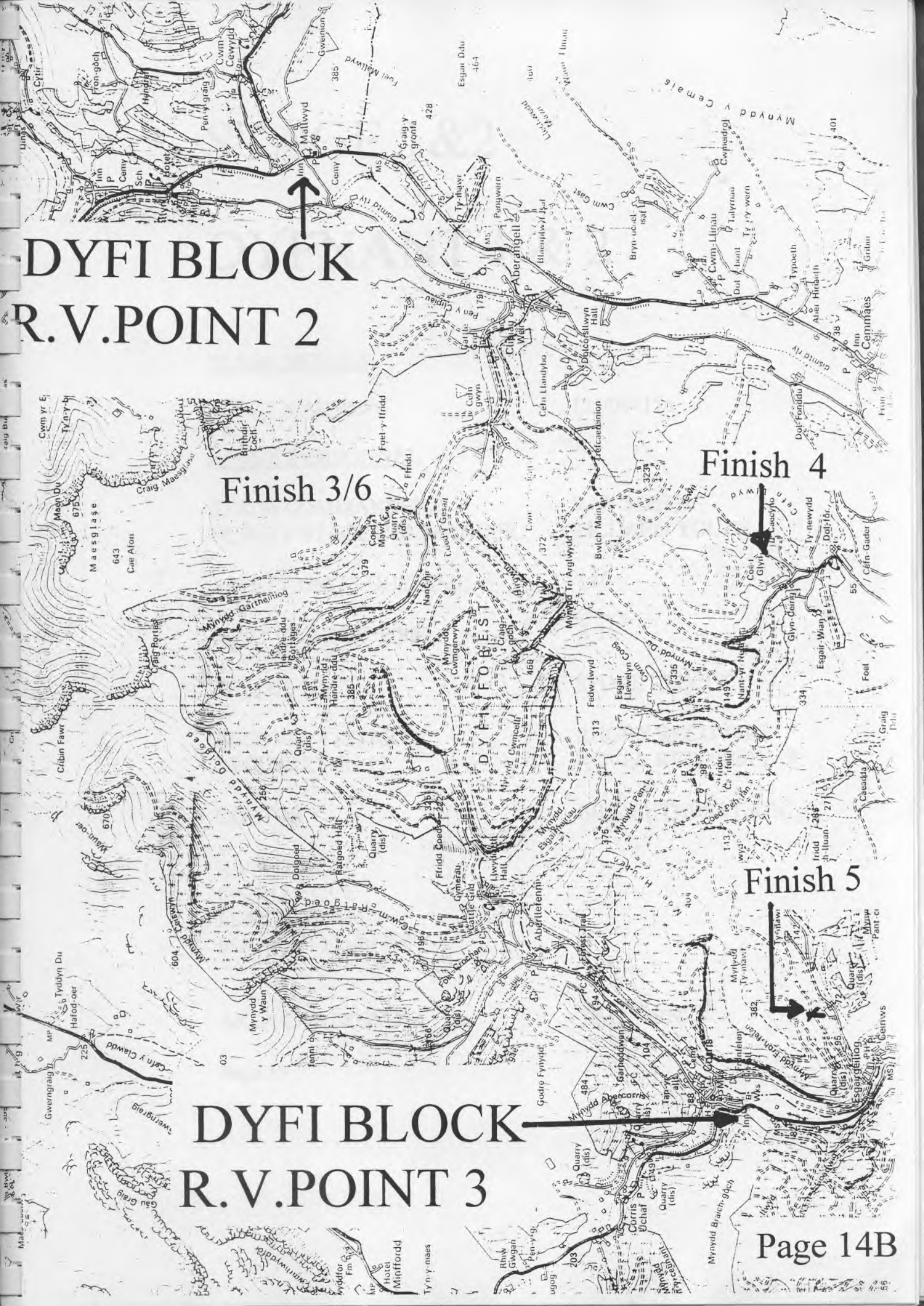


Finish 7

Finish 1/2

# DYFNANT R.V. POINT 1





# DYFI BLOCK R.V.POINT 2

Finish 3/6

Finish 4

# DYFI BLOCK R.V.POINT 3

Finish 5

# STAGE 1&2

## DYFNANT 1 & 2

### STAGE DETAILS

START MAP REF: 125/001156

### STAGE PERSONNEL

STAGE COMMANDER RAY SMITH  
DEPUTY STAGE COMMANDER RICHARD YOUDS

SAFETY UNITS DUE TIME : 7.10

FIRST CAR DUE TIME: 8.16

RESCUE UNIT STOKE RESCUE

RECOVERY (START) RUGBY RECOVERY  
RECOVERY JN 13 ROVER RECOVERY 9

DOCTOR BILL CUTHBERTSON

R.V. POINT 1  
CANN OFFICE  
LLANGADFAN  
MAP REF: 125/013107

AREA CONTROLLER JIM CORNES





# STAGE 3 & 6

# GARTHEINIOG 1 & 2

## STAGE DETAILS

START MAP REF: 124/814108

## STAGE PERSONNEL

STAGE COMMANDER ERIC CHEETHAM  
DEPUTY STAGE COMMANDER MARTIN NEILD

SAFETY UNITS DUE TIME 8.15  
FIRST CAR DUE TIME 9.41

RESCUE UNIT CLIP RESCUE

RECOVERY (START) ROVER 26  
RECOVERY JN 9 ROVER 29

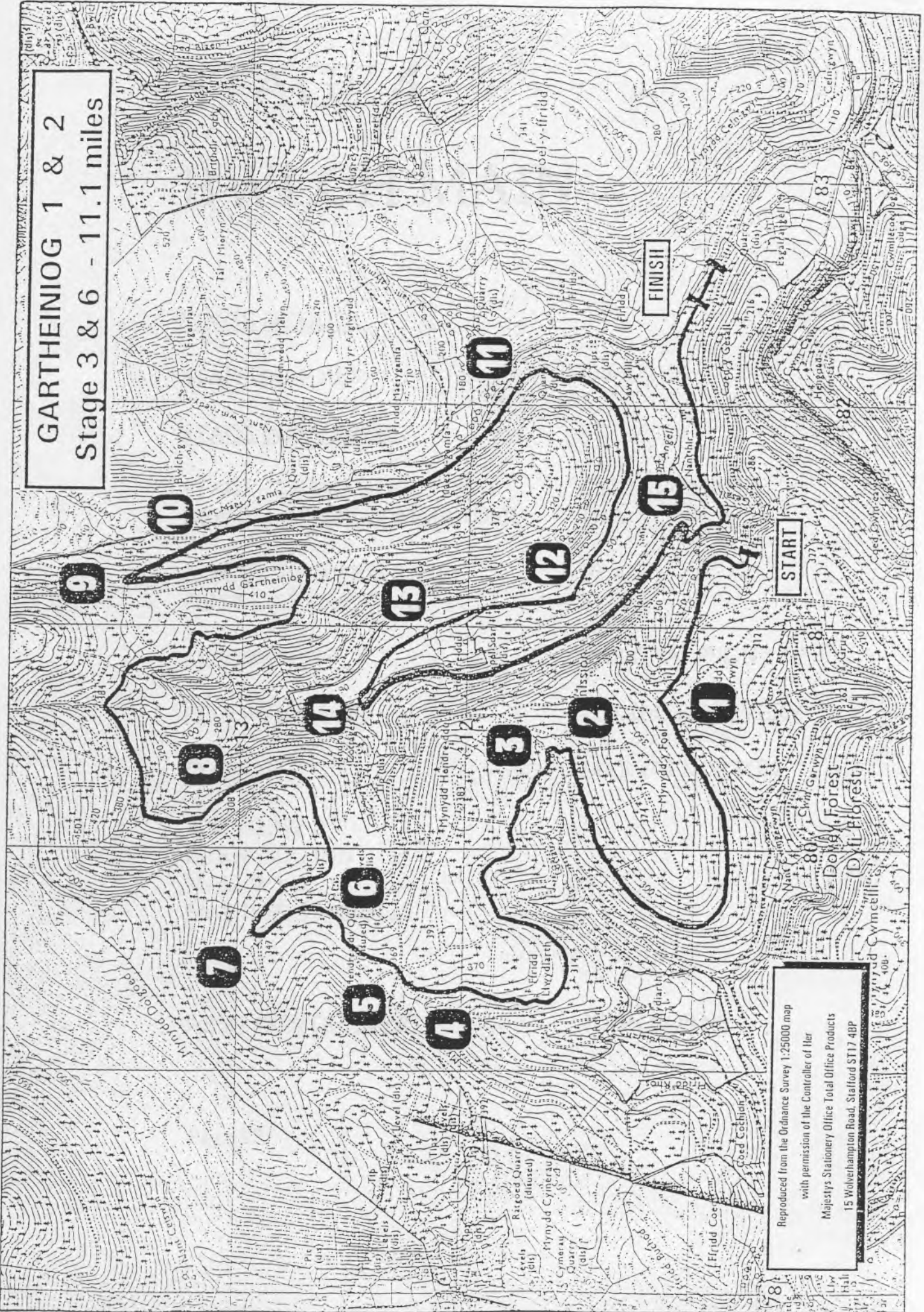
DOCTOR VIJAY ANTHWAL  
MOMO60

R.V.POINT 2  
BRIGANDS INN  
MALLWYD  
MAP REF:124/863125

AREA CONTROLLER ANDY PICKERING



**GARTHEINIOG 1 & 2**  
**Stage 3 & 6 - 11.1 miles**



Reproduced from the Ordnance Survey 1:25000 map  
 with permission of the Controller of Her  
 Majesty's Stationery Office Total Office Products  
 15 Wolverhampton Road, Stafford ST17 4BP

# STAGE 4

## BWLCH MAIN

### STAGE DETAILS

START MAP REF: 124/822107

### STAGE PERSONNEL

STAGE COMMANDER CYRIL LOMAN  
DEPUTY STAGE COMMANDER TBA

SAFETY UNIT DUE TIME: 10.00  
FIRST CAR DUE TIME 11.29

RESCUE UNIT RRS CHAMPION 1

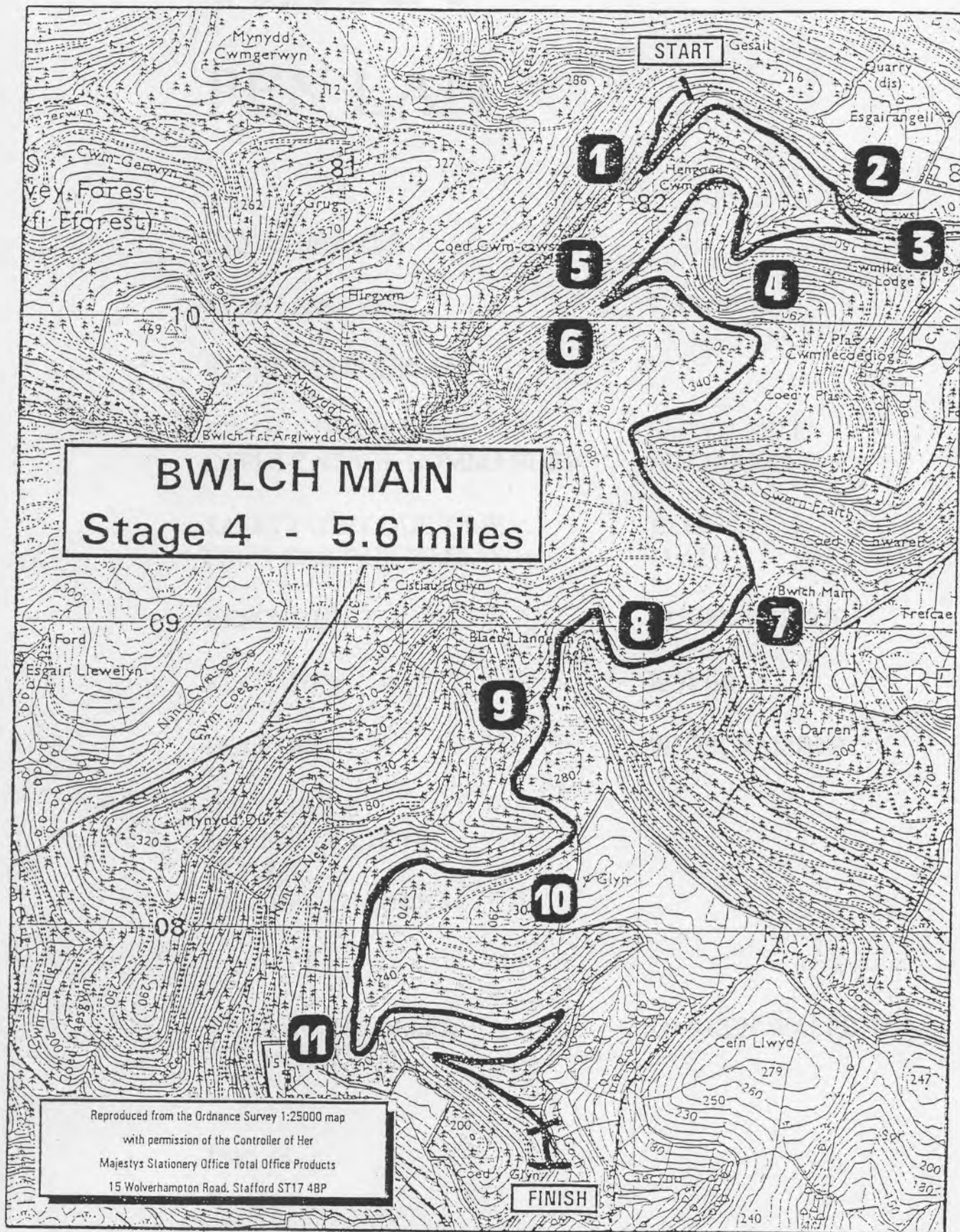
RECOVERY UNIT ZODIAC RECOVERY

DOCTOR MARTIN NORTON

R.V. POINT 2  
BRIGANDS INN  
MALLWYD  
MAP REF: 124/863125

AREA CONTROLLER JOHN CORNS





# STAGE 5

## PEN LAN

### STAGE DETAILS

START MAP REF: 124/807076

### STAGE PERSONNEL

STAGE COMMANDER LLOYD BELL  
DEPUTY STAGE COMMANDER IAN JARRETT

SAFETY UNIT DUE TIME 10.15  
FIRST CAR DUE TIME 11.42

RESCUE UNIT ROVER RESCUE

RECOVERY ROVER 17

DOCTOR PETER BAMBER

R. V. POINT 3  
BRAICH GOCH INN  
CORRIS  
MAP REF:124/754075

AREA CONTROLLER DARREN WALPINTON





# STAGE 7

## DYFNANT 3

### STAGE DETAILS

START MAP REF: 125/990135

### STAGE PERSONNEL

STAGE COMMANDER RAY SMITH  
DEPUTY STAGE COMMANDER RICHARD YOUDS

SAFETY UNIT DUE TIME 12.30  
FIRST CAR DUE TIME 14.05

RESCUE UNIT STOKE RESCUE

RECOVERY (START) ROVER 9  
RECOVERY JN 9 RUGBY RECOVERY

DOCTOR BILL CUTHBERTSON

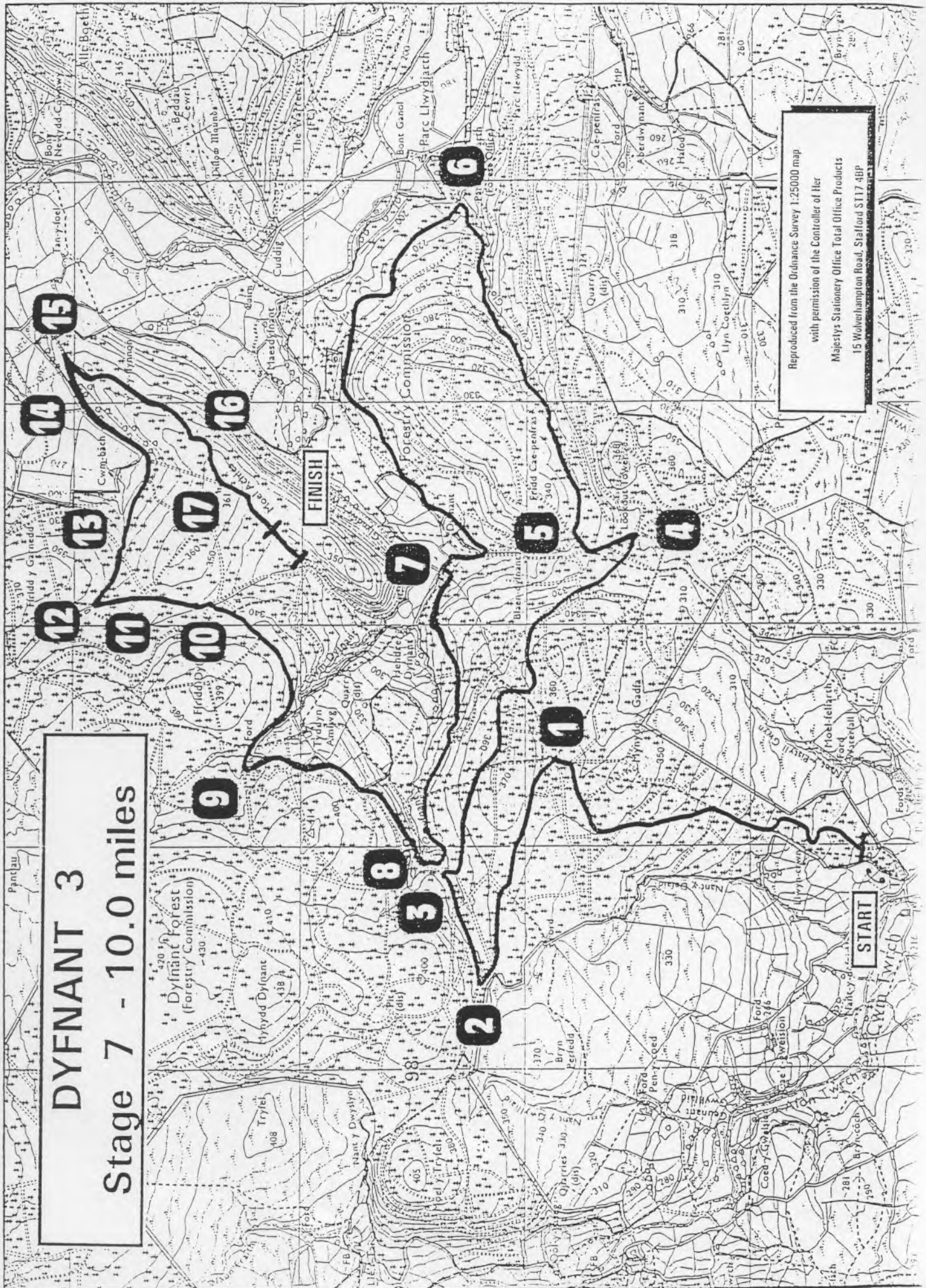
R.V. POINT 1  
CANN OFFICE  
LLANGADFAN  
MAP REF:125/013107

AREA CONTROLLER JIM CORNES



# DYFNANT 3

Stage 7 - 10.0 miles



Reproduced from the Ordnance Survey 1:25000 map  
with permission of the Controller of Her  
Majestys Stationery Office Total Office Products  
15 Wolverhampton Road, Stafford ST17 4BP