

## DETAILS

Service Areas

Servicing will only be permitted in designated areas, FORESTRY COMMISSION ROAD, DINAS MAWDDWY on A470; the PUBLIC CAR PARK in MACHYNLLETH and the CAR PARK at the junction of Ranlay Avenue and Stirchley Avenue, TELFORD.

PLEASE LEAVE THE CAR PARKS TIDY AND TAKE ALL YOUR RUBBISH HOME WITH YOU.

Area A & C - Dinas Mawddwy - 125/857141

Area B - The Car Park Machynlleth - 135/747007

Area D - The Telford Car Park - 127/705077

THE SERVICE VENUES USED ON THE EVENT ARE RESTRICTED IN AREA YOU MUST OBEY ALL MARSHALS INSTRUCTIONS IN ORDER FOR MAXIMUM USE TO BE MADE OF THE FACILITIES. COMPETITORS WILL BE PENALISED FOR NON COMPLIANCE BY THEIR SERVICE CREWS IN ACCORDANCE WITH M1.1.10, L4.13.5(d) & Art. 15.

TRADE SERVICE VEHICLES WILL NOT BE PERMITTED INTO SERVICE AREA D

Service Route

Service crews must travel from TELFORD along the M54 and A5 to SHREWSBURY then A458 to WELSHPOOL, crews then proceed along the A458 to Mallwyd then north on the A470. Service area A is situated beyond the BUCKLEY PINES HOTEL on the left hand side of the road in DINAS MAWDDWY.

From Service A to Service B crews must travel along the A470 south and then the A489 to Machynlleth. The service area is on the left hand side of the main street.

Service area C is reached by returning to Dinas Mawddwy by the same route in reverse.

Service crews should reach service area D via the A470 to Mallwyd and the A458, to Shrewsbury then the A5 and M54 to junction 4. South on A464 and Queen Elizabeth Avenue to St. Quentin Roundabout then Stirchley Avenue. The service area is the car park at the junction with Randlay Avenue.

Service vehicles found on any other road or crews servicing outside the designated areas will be in breach of Art 15 of the Regulations. Judges of Fact will be patrolling the area looking for offenders

YOU HAVE BEEN WARNED

Only vehicles with official Service Plates will be allowed into the service areas.

Approximate Rally Mileages

From Start to Service A	- 18 Road and 11 stage miles
From Service A to Service B	- 19 Road and 22 stage miles
From Service B to Service C	- 14 Road and 29 stage miles
From Service C to Finish	- 67 Road and 8 stage miles

Service Times

Service A will be 15 minutes	1st car due 9.20
Service B will be 60 minutes	1st car due 10.50
Service C will be 20 minutes	1st car due 13.10
Service D will be 10 minutes	1st car due 15.45

Service Vehicles Mileages

Telford to Service A	- 60 miles approximately
Service A to Service B	- 15 miles approximately
Service B to Service C	- 15 miles approximately
Service C to Service D	- 62 miles approximately
Service D to Finish	- 2 miles approximately

PARK ALL VEHICLES ON THE  
RIGHT HAND SIDE OF THE ROAD  
AND

NO TRADE SERVICE

ONLY VEHICLES WITH SERVICE  
PLATES MAY ENTER

SERVICE ONLY AFTER  
THE MARKER BOARDS

LEAVE GAPS BETWEEN VEHICLES

TURNING AREA

TO DOLGELLAU

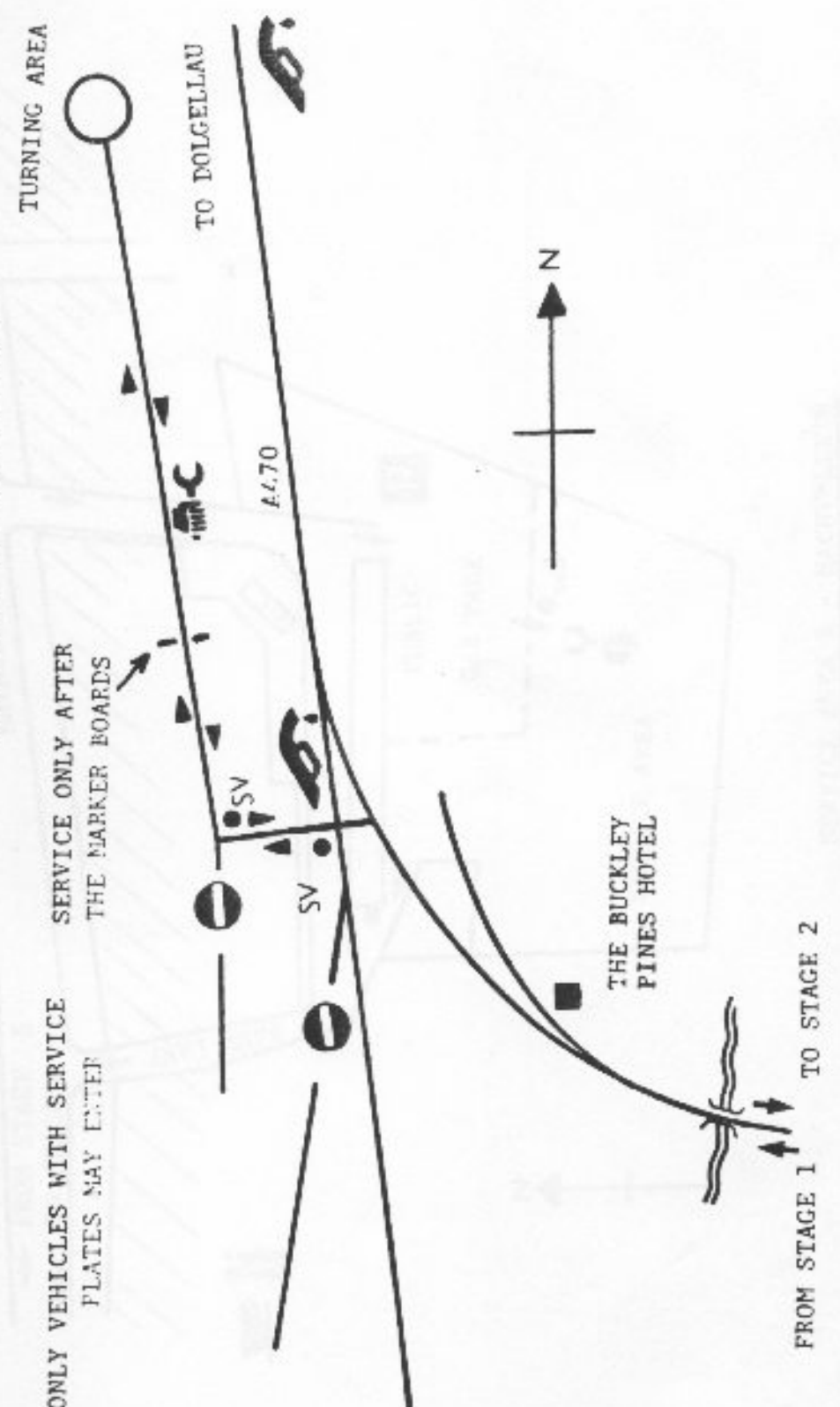
A.6.70

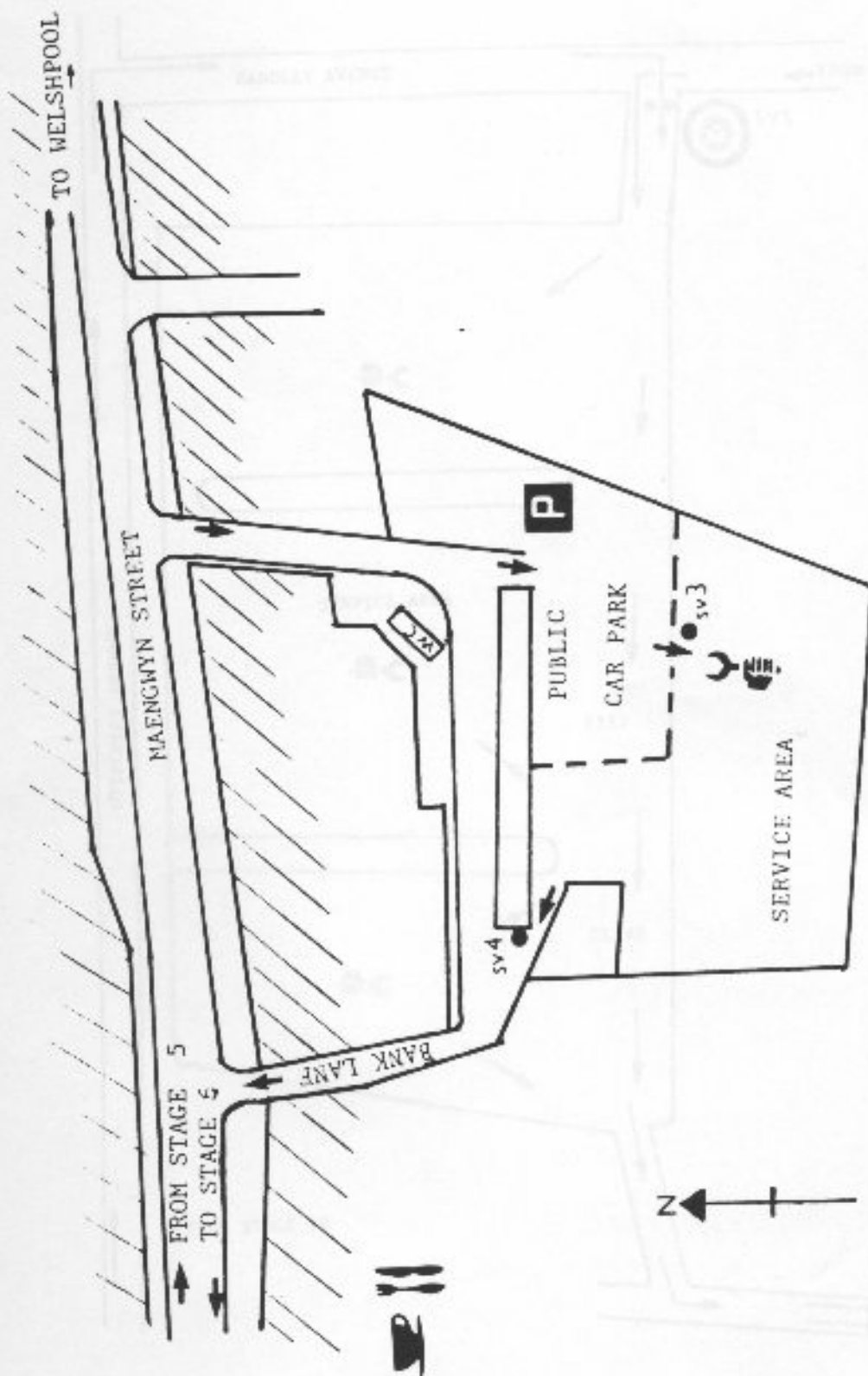
N

THE BUCKLEY  
PINES HOTEL

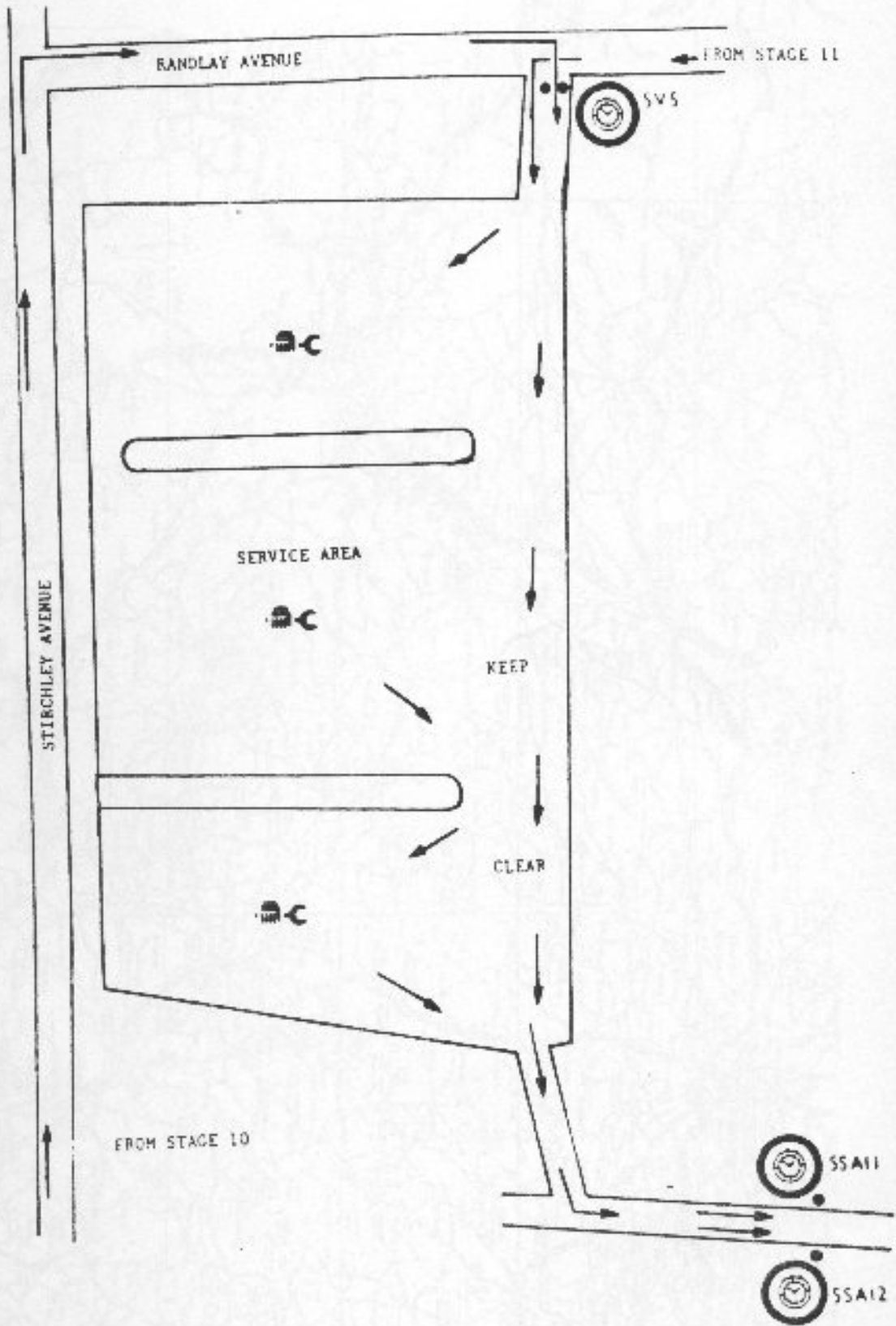
FROM STAGE 1 TO STAGE 2

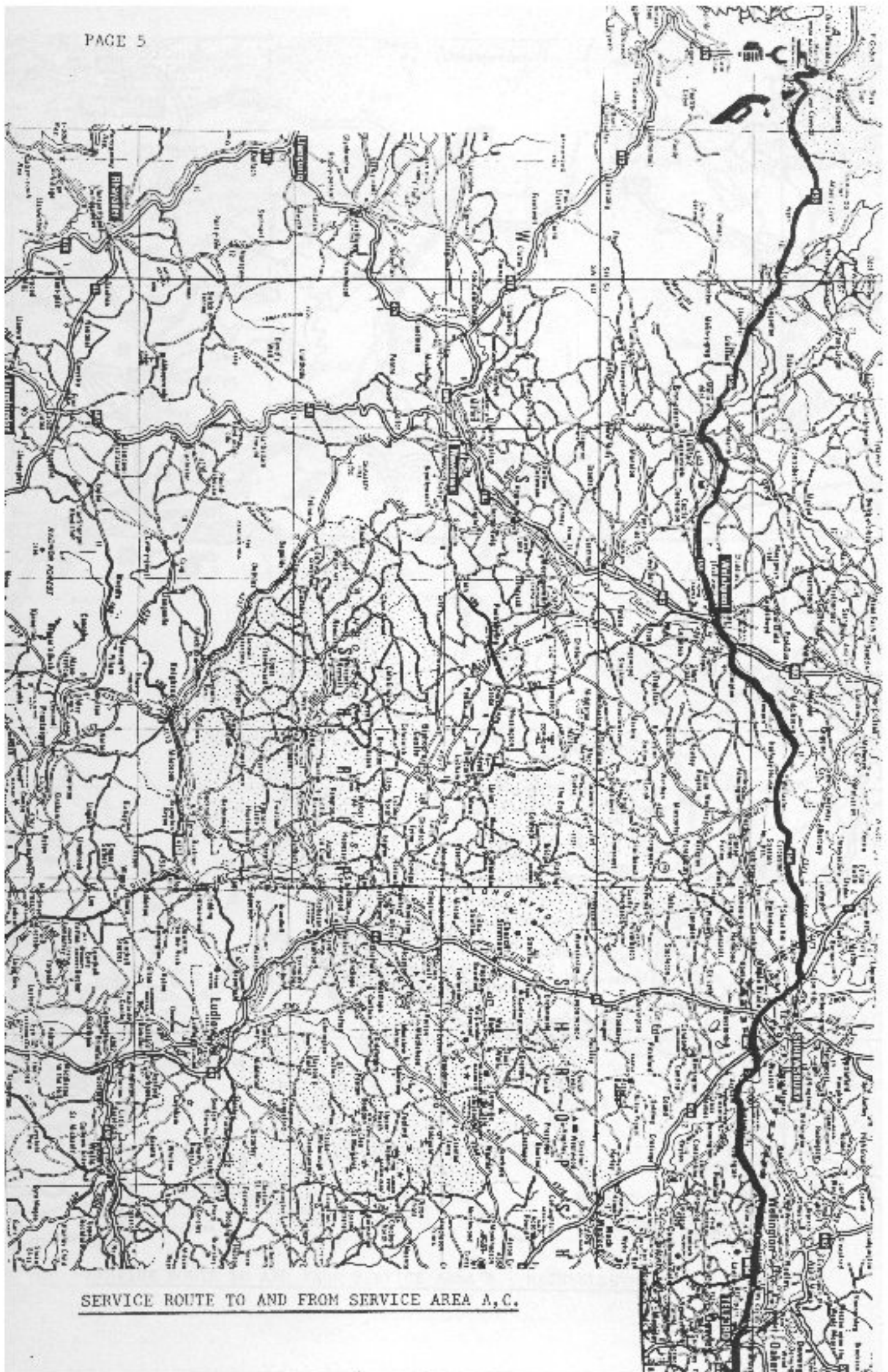
SERVICE AREA A - DINAS MAWDDWY



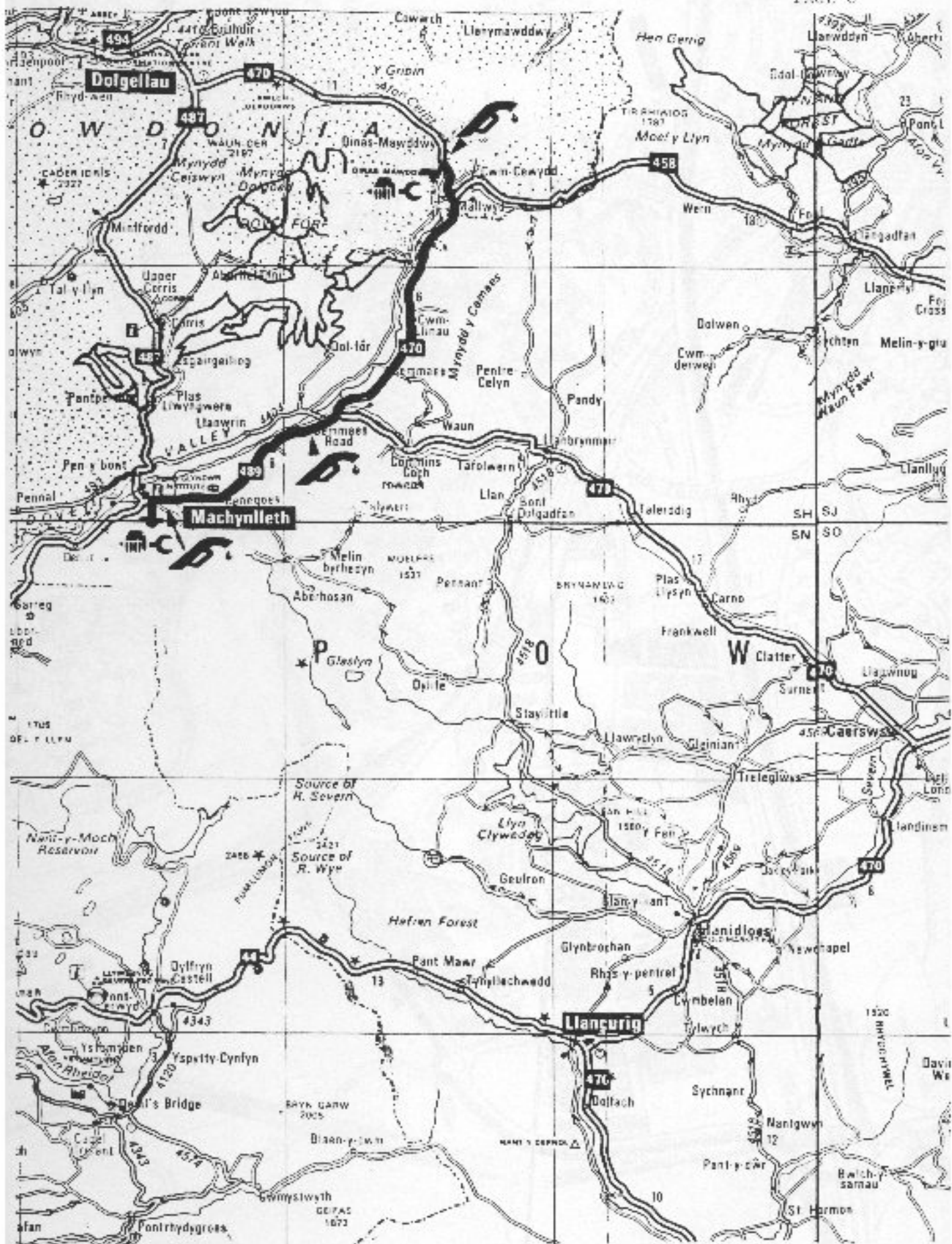


SERVICE AREA B - MACHYNLLETH

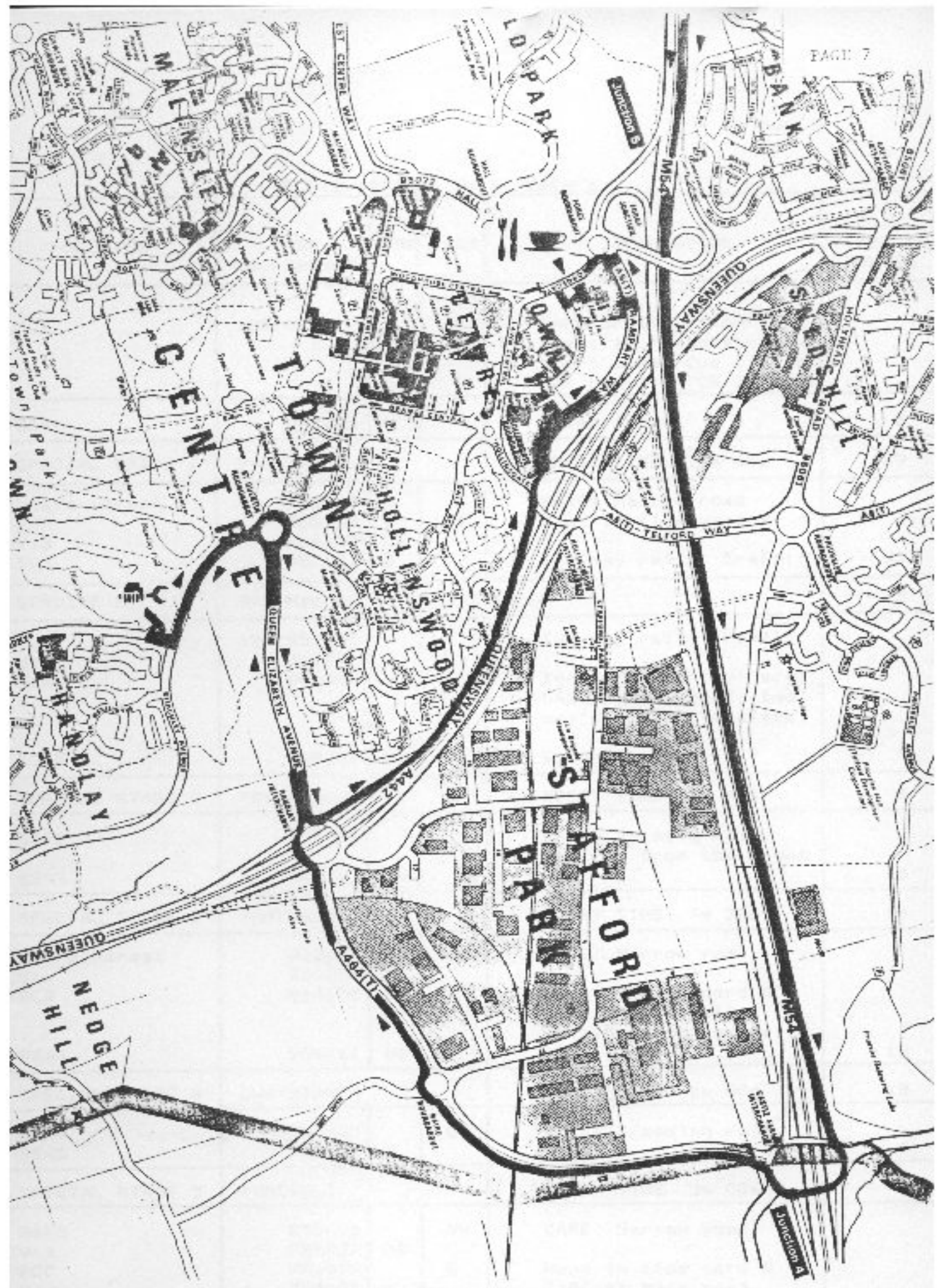




SERVICE ROUTE TO AND FROM SERVICE AREA A.C.



SERVICE ROUTE TO AND FROM SERVICE AREA B : MACHYNLLETH



SERVICE ROUTE FROM SERVICE AREA C TO AREA D  
AND FROM AREA D TO FINISH

ROUTE DEFINED BY REFERENCE					
SECTION	MAP REFEREN	APP	DEP	INFORMATION	TARGET TIMES IN MINUTES
MCI	125/012 107		NW	CANN OFFICE. Report at least 10 Min before due start time. Due time of Car No. 1 - 08.30 hrs.	
SSA1	019133	S		Enter forest	5
SPECIAL STAGE 1	DYFNANT I			BOGEY TIME 11m 00s	23
Leave Forest PCA Via SV1	956165 988133 864127 857141	N W NE E	SE	CARE! Narrow road Hand in time card A  Two way rally traffic	32
SERVICE A	See Map in Tulip Road Book				15
SV2 Via Via	124/857 141 861131 846099	N SE	E NW	Two way rally traffic  Ignore 'No Entry' sign CARE Narrow road, two way spectator traffic	9
SSA2	830103	NE		Enter forest	
SPECIAL STAGE 2	TRI-ARGLWYDD			BOGEY TIME 3m 45s	8
SSF2 SSA3	813104 808111	NW	N	CARE! Joining rally traffic from the right	6
SPECIAL STAGE 3	GARTHEINIOG 1			BOGEY TIME 7m 30s	16
Leave Forest Via PCB	812114 330104 814105	E E	SE	CARE! Narrow road  Hand in time card B CARE Rally traffic joining from the left	
SSA4	806111	NE			12
SPECIAL STAGE 4	LLWYDIARTH			BOGEY TIME 6m 00s	13
SSF4 SSA5	795110 793108	E	S	CARE! Crossing rally route	3
SPECIAL STAGE 5	CWMCELLI			BOGEY TIME 3m 00s	6
SSF5 Via PCC Via SV3	805106 789107 771099 754075 135/747 008	NE N E	NW S	CARE! Narrow road  Hand in time card C CARE At Main road Enter car park	24



SECTION	MAP REFERENCE	APP	DEP	INFORMATION	TARGET TIMES IN MINUTES
SERVICE B	See Map in Tulip Road Book				60
SV4	747008		W	See tulip road book. Care at Main Road Enter Forest. CARE! Two way rally traffic, narrow road.	
Via	748044	S			
Via SSA6	749049 124/746055	S E			
SPECIAL STAGE 6	PANTPERTHOG			BOGEY TIME 7m 30s	16
SF6 Leave Forest	135/746046 748043	N	E	CARE! Two way rally traffic	8
Via SSA7	124/755060 760064	SE SW	NE	CARE Spectators	
SPECIAL STAGE 7	PEN-LAN			BOGEY TIME 7m 00s	15
Leave Forest	808074		SE	CARE! Narrow road, Spectators Enter forest	6
SSA8	816070	SW			
SPECIAL STAGE 8	BWLCH MAIN			BOGEY TIME 4m 45s	11
SSF8 PCD SSA9	813104 814105 808111	S NW	N NW	Hand in time card	6
SPECIAL STAGE 9	GARTHEINI DG 2			BOGEY TIME 7m 30s	16
Leave Forest Via	812114 837103		SE	CARE! Narrow road Slow and Quiet through Aberangell	15
Via SV5	857122 857141	S E	N		
SERVICE C	See Map in Tulip Road Book				20
SV6 Via Via Via SSA10	125/857141 863126 991115 988133 990134		E NE N NE SW	Two way rally trafic  CARE! Narrow road  Enter forest	24
SPECIAL STAGE 10	DYFNANT 2			BOGEY TIME 7m 30s	16

SECTION	MAP REFERENCE	APP	DEP	INFORMATION	TARGET TIMES IN MINUTES
Leave Forest PCE Via Via Via Via Via Via SV7	019133 103066 190066 126/220077 480118 592100 127/631105 725088 709081 705077	SW SW W N SW W N E NE	S NE	Hand in time card E  Slow and Quiet Slow and Quiet  Join Motorway  Slow and Quiet CARE! Rally traffic approaching from SW	105
SERVICE D	See Map in Tulip Road Book				
SSA11	704078	SE		SSA11 is at the exit of Service D	10
SPECIAL STAGE 11	TOWN PARK 1			BOGEY TIME 1m 10s	3
SSF11 Via Via  SSA12	702070 705070 705077  704078	SW SW  SE	S NW NW	CARE to SSA12 (30MPH) Residential area  Enter Service Area CARE! Rally traffic approaching from NE Service is allowed	10
SPECIAL STAGE 12	TOWN PARK 2			BOGEY TIME 1m 10s	3
SSF12 Via Via Via	702070 705070 713073 702091	SW S SE	S E SW	CARE to MC2 Residential area  Route from here not on OS Mao.	
MC2	699092	E		Hand in Time Card E at Moathouse Hotel	10

Approximate time of Car 1 at MC2 - 16.30hrs.

There is a park ferme after MC2,

Do not remove your car until instructed by the Clerk of Course. Award winners are reminded to attend the prizegiving at the Moat House Hotel at 21.30hrs.