

Pace Petroleum National Rally



Saturday 17th October 1981

Organised by Wolverhampton & South Staffs Car Club

Road Book



ROUND 8





PACE PETROLEUM NATIONAL RALLY

OCTOBER 17th 1981



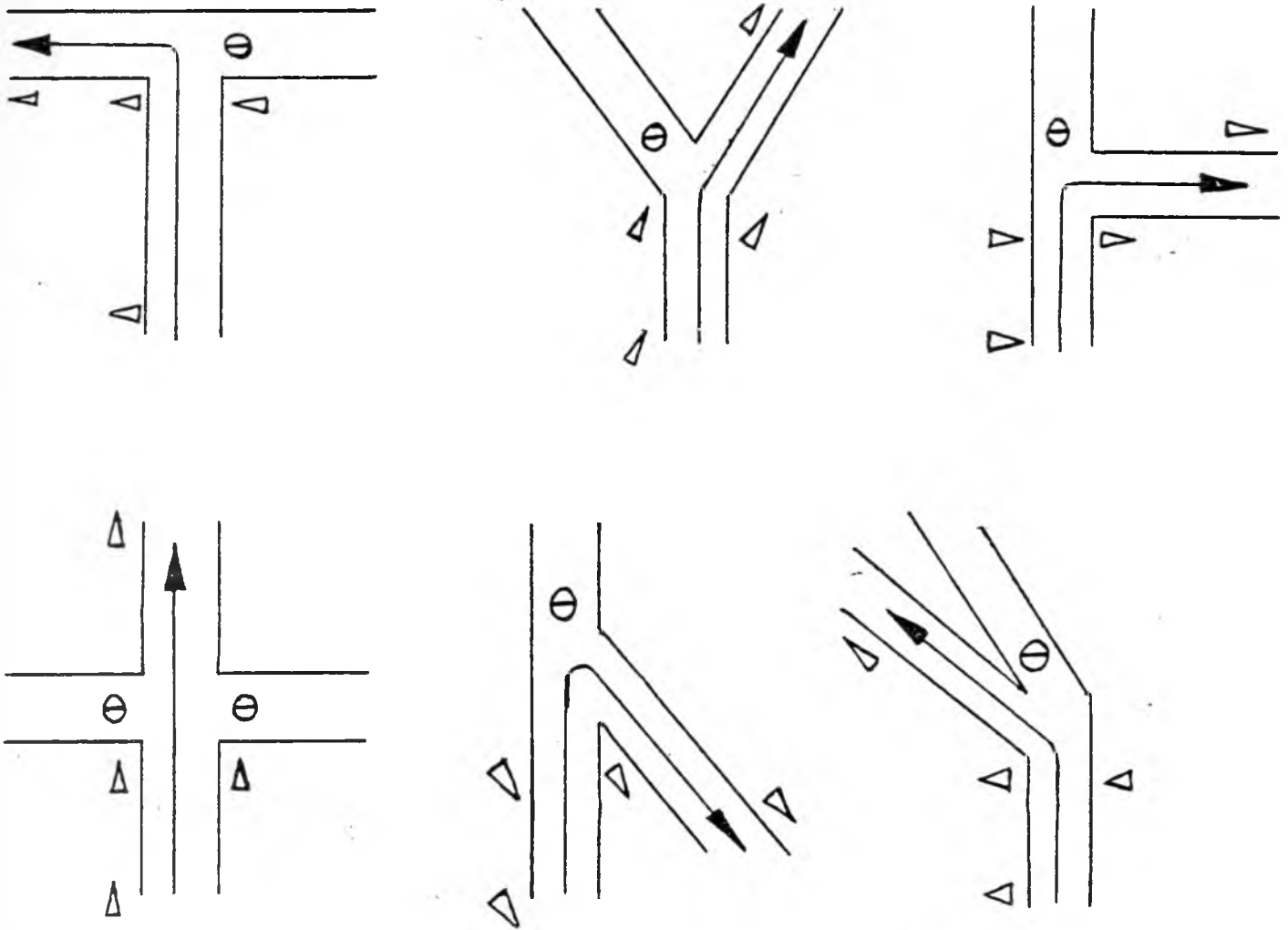
R O A D B O O K

| <u>PAGE No.</u> | <u>CONTENTS</u> |
|-----------------|--|
| 1 | Foreword |
| 2 | Stage Arrowing System |
| 3 | Procedure at Controls |
| 4 | Service Details |
| 5 & 6 | Route Defined by Map References |
| 7 to 38 | Tulip Road Book incorporating tulip diagrams of Special Stages |
| 39 | Results Query Slip |
| 40 | Page to record Stage Times |

STAGE ARROWING SYSTEM

Positioning of Arrows at JUNCTIONS in conjunction with 'No Entry' Boards.

It should be noted that the gate formed by two arrows is always set immediately before the junction in the approach road and to avoid ambiguity, where necessary, the angle of directional change will be exaggerated. Incorrect roads will have 'No Entry' boards and will be blocked but not necessarily at the junction.



NB

There will always be a confirmatory arrow not more than 25 yards after every junction on the correct road. Similarly, there will always be a 'No Entry' sign not more than 25 yards after every junction on the incorrect roads.

PROCEDURE AT CONTROLS.

The procedure at controls is generally as described in the Regulations and Final Instructions.

At MC1 competitors will depart at 1 minute intervals, the first car due departure time being 08.00.

In order to take full advantage of the target timing system, the entry list will be closed up to take account of non-starters. The revised list of start times will be posted on the Official Rally Notice Board following the closure of documentation.

Time Cards

There will be 3 time cards : -

- A MC1 to MC2 incorporating Special Stages 1 and 2
- B MC2 to MC3 incorporating Service Area A, and Special Stages 3 to 6
- C MC3 to MC4 incorporating Service Area B, and Special Stages 7 and 8

Main Controls

The maximum lateness between Main Controls is 20 minutes.

Competitors who leave Main Controls at their due time will have zero lateness.

SERVICE DETAILS

Servicing is only permitted in one designated area at Dylife. Competitors will visit the Service Area twice during the rally.

Service Area Map References - 135/861940
and 870939

Service vehicles must enter the Service Area from Machynlleth turning off the A489 at the Maglona Esso petrol station at the east end of the town. Vehicles starting from Aberystwyth should travel to Machynlleth on the A487. Turn right at the Clock Tower and after approximately 0.25 miles, fork right to Dylife.

CAUTION - from approximately 10.15 am onwards, competitors will be travelling from Dylife to Machynlleth
Take Care !

- Service vehicles or servicing observed other than defined above will cause the relevant competitor to be excluded from the rally. (SSR 19.B.2)

Judges of Fact have been appointed to observe for offenders during the rally - YOU HAVE BEEN WARNED

Approximate Rally Mileages

| | |
|-----------------------------|----------------------|
| From the Start to Service A | 36 road and 30 stage |
| From Service A to Service B | 32 road and 35 stage |
| From Service B to Finish | 36 road and 30 stage |

All stages are loose surface.

30 minutes are allowed between the Service Area IN and OUT controls on both visits.

| | | |
|--|---|-------|
| Approximate time of Car 1 at Service A | - | 10.00 |
| and at Service B | - | 13.45 |

Refreshments are available at the Star Inn (M.R. 862½940½) and from mobile caterers within the Service Area.

Please ensure you take all litter and rubbish home with you.

ROUTE DEFINED BY MAP REFERENCES

| SECTION | MAP REF | APP | DEP | INFORMATION | TARGET TIME MINS |
|--|----------------------|-----|-----|--|------------------|
| MC1 (START) Non competitive section | 135/586813 | | NW | Park Avenue, Aberystwyth Due Start Time Car 1 - 08.00 | |
| Via | 600791 | | SE | | |
| SSA1 | 687708 | NNW | | | 22 |
| SPECIAL STAGE 1 | PACE PETROLEUM I | | | Bogey Time 5m | 10 |
| SSF1 Non competitive section | 702702 | | ESE | | |
| Via | 760811 | WSW | ENE | | |
| SSA2 | 873849 | E | | | 55 |
| SPECIAL STAGE 2 | YOKAHAMA TYRES I | | | Bogey Time 23m | 47 |
| SSF2 Non competitive section | 873904 | | N | | |
| MC2 | 870939 | E | | Hand in Time Card A | 15 |
| SERVICE A | | | | | 30 |
| SVA Non competitive section | 861940 | | W | | |
| Via | 772993 | | W | | |
| SSA3 | 707939 | N | | 10 mph maximum speed to Stage Start from 684951 | 43 |
| SPECIAL STAGE 3 | TALIESIN | | | Bogey Time 5m 30 secs | 11 |
| SSF3 Non competitive section | 724910 | | WSW | Caution 2-way rally traffic from Furnace to Machynlleth | |
| SSA4 | 748043 | S | | | 41 |
| SPECIAL STAGE 4 | FOSTER & SKEFFINGTON | | | Bogey Time 8m 30 secs | 17 |








| SECTION | MAP REF | APP | DEP | INFORMATION | TARGET TIME MINS |
|---------------------------------|-----------------------|-----|-----|--|------------------|
| SSF4 Non competitive section | 124/749058 | | W | Follow arrows to public road Caution 2-way rally traffic on main road | |
| SSA5 | 756068 | SW | | | 10 |
| SPECIAL STAGE 5 | ANDREWS HEAT FOR HIRE | | | Bogey Time 13m | 26 |
| SSF5 Non competitive section | 813104 | | NE | | |
| SSA6 | 811107 | SE | | | 5 |
| SPECIAL STAGE 6 | DYFI GARTHIENIOG | | | Bogey Time 10m | 20 |
| SSF6 Non competitive section | 796111 | | SW | Quiet through Corris village | |
| Via | 135/760023½ | WSW | ENE | | |
| MC3 | 870939 | E | | Hand in Time Card B | 55 |
| SERVICE B | | | | | 30 |
| SVB Non competitive section | 870939 | | E | | |
| SSA7 | 873904 | N | | | 10 |
| SPECIAL STAGE 7 | YOKAHAMA TYRES II | | | Bogey Time 23m | 47 |
| SSF7 Non competitive section | 873849 | | E | | |
| Via | 760811 | ENE | WSW | | |
| Via | 728704 | NNE | W | | |
| SSA8 | 702702 | SE | | | 55 |
| SPECIAL STAGE 8 | PACE PETROLEUM II | | | Bogey Time 5m | 10 |
| SSF8 Non competitive section | 687708 | | NW | Car wash available 633771 | |
| MC6 | 586813 | NW | | Finish Car Park, Park Avenue, Aberystwyth Hand in Time Card C | 32 |

Approximate time at MC6 of first car - 16.15

FROM MC1
 TO SS1 ARRIVAL
 DISTANCE 10 MILES


















| | | |
|--------|-----|-----|
| | HRS | MIN |
| START | 08 | 00 |
| TARGET | - | 22 |
| DUE | | |

(Ist Leaves MC1 at 08.00)

| INTER | ACC | TULIP | INFORMATION |
|-------|------|---|--|
| | 0.00 |  | MC1 CAR PARK EXIT PARK AVENUE ABERYSTWYTH |
| 0.17 | 0.17 |  | ABERYSTWYTH TOWN |
| 0.13 | 0.30 |  | S.P. ABERAERON |
| 1.13 | 1.43 |  | S.P. B4340 TRAWSCOED |
| 0.00 | - | BOARD B4340 | START OF MEASURED MILE |
| 1.00 | - | BOARD | END OF MEASURED MILE |
| 6.36 | 7.79 |  | TRAWSCOED VILLAGE |
| 1.78 | 9.57 |  | S.P. B4340 |
| 0.36 | 9.93 |  | ARRIVAL CONTROL - ENTER FOREST |
| | | | |












PACE PETROLEUM STAGE

| | | | |
|-------------|-----|-----|-----|
| STAGE | 1 | | |
| MILEAGE | 4.8 | MIN | SEC |
| BOGEY TIME | | 5 | 00 |
| TARGET TIME | | 10 | 00 |







| INTER | ACC | JCT No. | TULIP | INTER | ACC | JCT No. | TULIP | | |
|-------|------|---------|---|-------|------|---------|---|------|-----|
| | 0.00 | - |  START | 0.78 | 3.49 | 11 |  | | |
| 0.38 | 0.38 | 1 |  | 0.09 | 3.58 | 12 |  | | |
| 0.36 | 0.74 | 2 |  | 0.30 | 3.88 | 13 |  | | |
| 0.23 | 0.97 | 3 |  | 0.21 | 4.09 | 14 |  | | |
| 0.33 | 1.30 | 4 |  | 0.71 | 4.80 | 15 |  FLYING FINISH | | |
| 0.20 | 1.50 | 5 |  | 0.11 | 4.91 | - |  STOP | | |
| 0.15 | 1.65 | 6 |  | | | | | | |
| 0.13 | 1.78 | 7 |  | | | | | | |
| 0.64 | 2.42 | 8 |  | | | | | | |
| 0.12 | 2.54 | 9 |  | | | | | | |
| 0.17 | 2.71 | 10 |  | | | | | | |
| | | | | | | | STAGE TIME | MINS | SEC |
| | | | | | | | | | |

FROM SF1
 TO SS2 ARRIVAL
 DISTANCE 23 MILES

| | HRS | MINS |
|--------|-----|------|
| START | | |
| TARGET | - | 55 |
| DUE | | |























| INTER | ACC | TULIP | INFORMATION |
|-------|------|---|--|
| | 0.00 |  | STAGE FINISH - LEAVE FOREST |
| 1.39 | 1.39 |  | |
| 0.26 | 1.65 |  | |
| 0.59 | 2.24 |  | GIVE WAY |
| 0.85 | 3.09 |  | |
| 0.29 | 3.38 |  | S.P. B4343 DEVILS BRIDGE |
| 0.62 | 4.00 |  | S.P. B4343 |
| 2.72 | 6.72 |  | S.P. B4343 |
| 0.12 | 6.84 |  | S.P. B4343 DEVILS BRIDGE |
| 0.24 | 7.08 |  | GIVE WAY S.P. A4120 PONTERWYD |
| 0.28 | 7.36 |  | DEVILS BRIDGE - SLOW S.P. A4120 PONTERWYD |

SF1 TO SS2 ARRIVAL CONTINUED

| INTER | ACC | TULIP | INFORMATION | | |
|-------|-------|---|-----------------------------|-----|------|
| 1.95 | 9.31 |  | S.P. B4343 DYFFRYN CASTELL | | |
| 1.65 | 10.96 |  | GIVE WAY S.P. A44 LLANGURIG | | |
| 6.92 | 17.88 |  | CARE - GATED ROAD | | |
| 3.26 | 21.14 |  | | | |
| 1.99 | 23.13 |  | | | |
| 0.10 | 23.23 |  | ARRIVAL CONTROL | | |
| | | | | | |
| | | | TIME DUE | HRS | MINS |
| | | | | | |
| | | | | | |
| | | | | | |

| | | | |
|-------------|-------|-----|-----|
| STAGE | 2 | | |
| DISTANCE | 23.09 | MIN | SEC |
| BOGEY TIME | | 23 | 00 |
| TARGET TIME | | 47 | 00 |

YOKAHAMA TYRES STAGE






| INTER | ACC | JCT No. | TULIP | INTER | ACC | JCT No. | TULIP |
|-------|------|---------|---|-------|------|---------|---|
| | 0.00 | - |  START | 0.01 | 2.85 | 11 |  |
| 0.69 | 0.69 | 1 |  | 0.09 | 2.94 | 12 |  |
| 0.15 | 0.84 | 2 |  | 0.10 | 3.04 | 13 |  |
| 0.06 | 0.90 | 3 |  | 0.50 | 3.54 | 14 |  |
| 0.52 | 1.42 | 4 |  | 0.58 | 4.12 | 15 |  |
| 0.40 | 1.82 | 5 |  | 0.54 | 4.66 | 16 |  |
| 0.03 | 1.85 | 6 |  | 0.08 | 4.74 | 17 |  |
| 0.04 | 1.89 | 7 |  | 0.74 | 5.48 | 18 |  |
| 0.34 | 2.23 | 8 |  | 0.08 | 5.56 | 19 |  |
| 0.18 | 2.41 | 9 |  | 0.33 | 5.89 | 20 |  |
| 0.43 | 2.84 | 10 |  | 0.09 | 5.98 | 21 |  |

STAGE 2 CONTINUED

| INTER | ACC | JCT No. | TULIP | INTER | ACC | JCT No. | TULIP |
|-------|-------|---------|-------|-------|-------|---------|-------|
| 0.09 | 6.07 | 22 | | 0.14 | 11.35 | 33 | |
| 0.10 | 6.17 | 23 | | 1.00 | 12.35 | 34 | |
| 1.94 | 8.11 | 24 | | 1.14 | 13.49 | 35 | |
| 0.66 | 8.77 | 25 | | 0.10 | 13.59 | 36 | |
| 0.33 | 9.10 | 26 | | 0.59 | 14.18 | 37 | |
| 0.05 | 9.15 | 27 | | 0.50 | 14.68 | 38 | |
| 0.21 | 9.36 | 28 | | 0.39 | 15.07 | 39 | |
| 0.61 | 9.97 | 29 | | 0.25 | 15.32 | 40 | |
| 0.77 | 10.74 | 30 | | 0.16 | 15.48 | 41 | |
| 0.36 | 11.10 | 31 | | 0.23 | 15.71 | 42 | |
| 0.11 | 11.21 | 32 | | 0.52 | 16.23 | 43 | |












FROM SF2
 TO SERVICE A IN (MC2)
 DISTANCE 3.2 MILES

| | HRS | MINS |
|--------|-----|------|
| START | | |
| TARGET | - | 15 |
| DUE | | |






| INTER | ACC | TULIP | INFORMATION |
|-------|------|---|--|
| | 0.00 |  | REJOIN PUBLIC ROAD |
| 1.18 | 1.18 |  | SLOW IN VILLAGE |
| 0.40 | 1.58 |  | S.P. B4518 |
| 0.82 | 2.40 |  | S.P. MACHYNLLETH |
| 0.80 | 3.20 |  | SERVICE AMC2 IN CONTROL HAND IN TIME CARD 'A' |

FROM SERVICE A OUT (SVA)
 TO SS3 ARRIVAL
 DISTANCE 16.5 MILES

| | | |
|--------|-----|------|
| | HRS | MINS |
| START | | |
| TARGET | - | 43 |
| DUE | | |

| INTER | ACC | TULIP | INFORMATION |
|-------|-------|---|--|
| | 0.00 |  | SERVICE AREA OUT (SVA) |
| 5.21 | 5.21 |  | |
| 2.61 | 7.82 |  | S.P. MACHYNLLETH |
| 0.75 | 8.57 |  | DRIVE SLOWLY |
| 0.18 | 8.75 |  | GIVE WAY - PETROL - MAGLONA GARAGE LEFT. SLOW AND QUIET THROUGH MACHYNLLETH PLEASE |
| 0.36 | 9.11 |  | S.P. ABERYSTWYTH A487 CAUTION 2-WAY RALLY TRAFFIC |
| 1.80 | 10.91 |  | DERWENLAS VILLAGE |
| 2.54 | 13.45 |  | GLANDYFI VILLAGE |
| 0.85 | 14.30 |  | EGLWYS FACH VILLAGE |
| 0.38 | 14.68 |  | FURNACE VILLAGE SLOW |
| 0.04 | 14.72 |  | S.P. ARTISTS VALLEY |











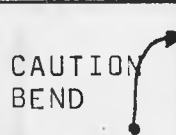

SERVICE A TO SS3 ARRIVAL CONTINUED

| INTER | ACC | TULIP | INFORMATION |
|-------|-------|---|---|
| 0.20 | 14.92 |  | SLOW - 10mph MAXIMUM SPEED TO STAGE START |
| 0.22 | 15.14 |  | |
| 0.23 | 15.37 |  | |
| 0.11 | 15.48 |  | |
| 1.02 | 16.50 |  | ARRIVAL CONTROL |

| | | |
|----------|-----|------|
| | HRS | MINS |
| TIME DUE | | |

TALIESIN

| | | | |
|-------------|------|-----|-----|
| STAGE | 3 | | |
| MILEAGE | 5.19 | MIN | SEC |
| BOGEY TIME | | 5 | 30 |
| TARGET TIME | | 11 | 00 |




| INTER | ACC | JCT No. | TULIP | INTER | ACC | JCT No. | TULIP | | | | | |
|------------|------|---------|---|-------|------|---------|--|------------|------|-----|--|--|
| | 0.00 | - |  | 0.09 | 5.28 | - |  | | | | | |
| 0.97 | 0.97 | 1 |  | | | | | | | | | |
| 0.18 | 1.15 | 2 |  | | | | | | | | | |
| 0.24 | 1.39 | 3 |  | | | | | | | | | |
| 0.51 | 1.90 | 4 |  | | | | | | | | | |
| 0.45 | 2.35 | 5 |  | | | | | | | | | |
| 1.89 | 4.24 | 6 |  | | | | | | | | | |
| 0.19 | 4.43 | 7 |  | | | | <table border="1"> <tr> <td rowspan="2">STAGE TIME</td> <td>MINS</td> <td>SEC</td> </tr> <tr> <td></td> <td></td> </tr> </table> | STAGE TIME | MINS | SEC | | |
| STAGE TIME | MINS | SEC | | | | | | | | | | |
| | | | | | | | | | | | | |
| 0.35 | 4.78 | 8 |  | | | | | | | | | |
| 0.08 | 4.86 | - |  | | | | | | | | | |
| 0.33 | 5.19 | - |  | | | | | | | | | |

FROM SF3
 TO SS4 ARRIVAL
 DISTANCE 17 MILES

| | HRS | MINS |
|--------|-----|------|
| START | | |
| TARGET | - | 41 |
| DUE | | |

| INTER | ACC | TULIP | INFORMATION |
|-------|-------|-------|---|
| | 0.00 | | S.P. TALYBONT REJOIN PUBLIC ROAD CARE NARROW ROAD |
| 2.25 | 2.25 | | S.P. TALYBONT |
| 0.80 | 3.05 | | |
| 1.27 | 4.32 | | S.P. TALYBONT |
| 0.11 | 4.43 | | |
| 0.13 | 4.56 | | PETROL - DAVMOR GARAGE - ON RIGHT |
| 1.96 | 6.52 | | S.P. A487 MACHYNLLETH TRE'R'DDÔL |
| 2.33 | 8.85 | | FURNACE VILLAGE PETROL - ARTISTS VALLEY GARAGE - ON LEF CAUTION 2-WAY RALLY TRAFFIC |
| 0.92 | 9.77 | | GLANDYFI VILLAGE |
| 2.70 | 12.47 | | DERWENLAS VILLAGE |
| 2.00 | 14.47 | | MACHYNLLETH - PETROL READS GARAGE ON LE S.P. A487 DOLGELLAU PETROL H.G. JONES & SONS - ON RIGHT |
















SF3 TO SS4 ARRIVAL CONTINUED

| INTER | ACC | TULIP | INFORMATION |
|-------|-------|---|-----------------|
| 0.64 | 15.11 |  | |
| 0.38 | 15.49 |  | |
| 1.25 | 16.74 |  | ARRIVAL CONTROL |
| | | | |

| | | |
|----------|-----|------|
| | HRS | MINS |
| TIME DUE | | |

FOSTER & SKEFFINGTON

| | | | |
|-------------|------|-----|-----|
| STAGE | 4 | | |
| MILEAGE | 8.23 | MIN | SEC |
| BOGEY TIME | | 8 | 30 |
| TARGET TIME | | 17 | 00 |

| INTER | ACC | JCT No. | TULIP | INTER | ACC | JCT No. | TULIP |
|-------|------|---------|---|-------|------|---------|---|
| | 0.00 | - |  | 0.15 | 7.69 | 11 |  |
| 0.11 | 0.11 | 1 |  | 0.48 | 8.17 | 12 |  |
| 0.78 | 0.89 | 2 |  | 0.06 | 8.23 | 13 |  |
| 0.22 | 1.11 | 3 |  | 0.10 | 8.33 | - |  |
| 0.95 | 2.06 | 4 |  | | | | |
| 1.50 | 3.56 | 5 |  | | | | |
| 2.39 | 5.95 | 6 |  | | | | |
| 0.69 | 6.64 | 7 |  | | | | |
| 0.17 | 6.81 | 8 |  | | | | |
| 0.20 | 7.01 | 9 |  | | | | |
| 0.53 | 7.54 | 10 |  | | | | |

| | | |
|------------|------|-----|
| STAGE TIME | MINS | SEC |
| | | |





















| | | | |
|-------------|-------|------|------|
| STAGE | 5 | | |
| DISTANCE | 11.06 | MINS | SECS |
| BOGEY TIME | | 13 | 00 |
| TARGET TIME | | 26 | 00 |

ANDREWS HEAT FOR HIRE STAGE

| INTER | ACC | JCT No. | TULIP | INTER | ACC | JCT No. | TULIP |
|-------|------|---------|-------|-------|------|---------------|-------|
| | 0.00 | - | | 0.22 | 4.23 | 11 | |
| 0.27 | 0.27 | 1 | | 0.23 | 4.46 | 12 | |
| 0.50 | 0.77 | 2 | | 1.32 | 5.78 | 13 | |
| 0.39 | 1.16 | 3 | | 0.94 | 6.72 | 14 | |
| 0.28 | 1.44 | 4 | | 0.29 | 7.01 | 15 | |
| 0.11 | 1.55 | 5 | | 0.15 | 7.16 | 16 | |
| 0.20 | 1.75 | 6 | | 0.53 | 7.69 | 17 | |
| 0.72 | 2.47 | 7 | | 0.19 | 7.88 | 18 | |
| 0.70 | 3.17 | 8 | | 0.70 | 8.58 | 19 | |
| 0.61 | 3.78 | 9 | | 0.77 | 9.35 | 20 | |
| 0.23 | 4.01 | 10 | | 0.33 | 9.68 | 21 | |

| | | | |
|-------------|------|------|------|
| STAGE | 6 | | |
| DISTANCE | 9.99 | MINS | SECS |
| BOGEY TIME | | 10 | 00 |
| TARGET TIME | | 20 | 00 |






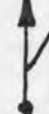





DOVEY GARTHIENIOG STAGE

| INTER | ACC | JCT No. | TULIP | INTER | ACC | JCT No. | TULIP |
|-------|------------------------|---------|--|-------|-------|---------|---|
| | 0.00 | - |  START | 0.28 | 6.03 | 11 |  |
| 0.36 | 0.36 | 1 |  | 0.15 | 6.18 | 12 |  |
| 1.41 | 1.77 | 2 |  | 1.89 | 8.07 | 13 |  |
| 0.40 | 2.17 | 3 |  | 0.18 | 8.25 | 14 |  |
| 1.55 | 3.72 | 4 |  | 0.75 | 9.00 | 15 |  |
| 0.22 | 3.94 | 5 |  | 0.26 | 9.26 | 16 |  |
| 0.27 | 4.21 | 6 |  | 0.05 | 9.31 | 17 |  |
| 0.63 | 4.84 | 7 |  | 0.68 | 9.99 | - |  FLYING FINISH |
| 0.15 | 4.99 | 8 | FIRE BREAK  | 0.06 | 10.05 | - |  STOP |
| 0.52 | <u>5 miles</u> 5.51 | 9 |  | | | | |
| 0.24 | 5.75 | 10 |  | | | | |

| | | |
|------------|------|------|
| STAGE TIME | MINS | SECS |
| | | |

FROM SF6
 TO SERVICE B IN (MC3)
 DISTANCE 23 MILES





| | HRS | MINS |
|--------|-----|------|
| START | | |
| TARGET | | 55 |
| DUE | | |

| INTER | ACC | TULIP | INFORMATION |
|-------|------|---|--|
| | 0.00 |  | STAGE FINISH |
| 0.50 | 0.50 |  | |
| 0.50 | 1.00 |  | |
| 0.17 | 1.17 |  | |
| 0.45 | 1.62 |  | |
| 0.19 | 1.81 |  | |
| 1.32 | 3.13 |  | CORRIS VILLAGE - QUIET |
| 0.29 | 3.42 |  | GIVE WAY CARE AT MAIN ROAD |
| 0.96 | 4.38 |  | CAUTION RALLY TRAFFIC TURNING 2-WAY RALLY TRAFFIC |
| 0.70 | 5.08 |  | |
| 0.70 | 5.78 |  | |

FROM SF6 TO SERVICE B IN CONTINUED

| INTER | ACC | TULIP | INFORMATION |
|-------|-------|-------|---|
| 0.21 | 5.99 | | CARE 2-WAY RALLY TRAFFIC |
| 1.23 | 7.22 | | S.P. LLANWRN B4404 CARE AT JUNCTION |
| 0.05 | 7.27 | | |
| 2.10 | 9.37 | | LLANWRN VILLAGE QUIET MAXIMUM SPEED 30 mph |
| 0.22 | 9.59 | | |
| 1.30 | 10.89 | | |
| 0.60 | 11.49 | | S.P. A489 NEWTOWN |
| 0.32 | 11.81 | | S.P. A470 NEWTOWN |
| 1.63 | 13.44 | | |
| 3.00 | 16.44 | | |
| 0.45 | 16.89 | | LLANBRYNMAIR VILLAGE S.P. B4518 STAYLITTLE |






FROM SF6 TO SERVICE B IN CONTINUED

| INTER | ACC | TULIP | INFORMATION |
|-------|-------|--|---|
| 1.49 | 18.38 |  | LLAN VILLAGE SLOW |
| 1.93 | 20.31 |  | PENNANT VILLAGE CARE NARROW BRIDGE S.P. STAYLITTLE |
| 2.56 | 22.87 |  | S.P. MACHYNLLETH |
| 0.73 | 22.60 |  | SERVICE B ARRIVAL MC3 HAND IN TIME CARD 'B' |
| | | | |

| | HRS | MINS |
|----------|-----|------|
| TIME DUE | | |

FROM SERVICE B OUT (SVB)
 TO SS7 ARRIVAL
 DISTANCE 3.20 MILES

| | | |
|--------|-----|------|
| | HRS | MINS |
| START | | |
| TARGET | | 10 |
| DUE | | |

| INTER | ACC | TULIP | INFORMATION |
|-------|------|---|---|
| | 0.00 |  | SERVICE 'B' OUT (SVB) CARE 2-WAY RALLY TRAFFIC |
| 0.80 | 0.80 |  | |
| 0.82 | 1.62 |  | |
| 0.40 | 2.02 |  | SLOW IN VILLAGE |
| 1.18 | 3.20 |  | ARRIVAL CONTROL |























| | | | |
|-------------|-------|------|-----|
| STAGE | 7 | | |
| DISTANCE | 23.08 | MINS | SEC |
| BOGEY TIME | | 23 | 00 |
| TARGET TIME | | 47 | 00 |

YOKAHAMA TYRES STAGE

| INTER | ACC | JCT No. | TULIP | INTER | ACC | JCT No. | TULIP |
|-------|------|---------|---------|-------|-------|---------|-------|
| | 0.00 | - | ↑ START | 0.25 | 8.20 | 11 | ↓ |
| 0.08 | 0.08 | 1 | → | 0.39 | 8.59 | 12 | ↗ |
| 0.89 | 0.97 | 2 | ↖ | 0.50 | 9.09 | 13 | ↗ |
| 0.54 | 1.51 | 3 | ↖ | 0.59 | 9.68 | 14 | ↘ |
| 1.15 | 2.66 | 4 | ↗ | 0.10 | 9.78 | 15 | ↘ |
| 1.10 | 3.76 | 5 | ↖ | 1.14 | 10.92 | 16 | → |
| 1.33 | 5.09 | 6 | ↖ | 1.00 | 11.92 | 17 | ↑ |
| 1.95 | 7.04 | 7 | ↗ | 0.14 | 12.06 | 18 | ↘ |
| 0.52 | 7.56 | 8 | ↖ | 0.11 | 12.17 | 19 | ↑ |
| 0.23 | 7.79 | 9 | ↑ | 0.36 | 12.53 | 20 | ↑ |
| 0.16 | 7.95 | 10 | ↘ | 0.77 | 13.30 | 21 | ↑ |












STAGE 7

CONTINUED





| INTER | ACC | JCT No. | TULIP | INTER | ACC | JCT No. | TULIP |
|-------|-------|---------|---|-------|-------|---------|---|
| 0.61 | 13.91 | 22 |  | 0.74 | 18.53 | 33 |  |
| 0.21 | 14.12 | 23 |  | 0.08 | 18.61 | 34 |  |
| 0.05 | 14.17 | 24 |  | 0.54 | 19.15 | 35 |  |
| 0.33 | 14.50 | 25 |  | 1.09 | 20.24 | 36 |  |
| 0.66 | 15.16 | 26 |  | 0.10 | 20.34 | 37 |  |
| 1.94 | 17.10 | 27 |  | 0.09 | 20.43 | 38 |  |
| 0.10 | 17.20 | 28 |  | 0.43 | 20.86 | 39 |  |
| 0.09 | 17.29 | 29 |  | 0.53 | 21.39 | 40 |  |
| 0.09 | 17.38 | 30 |  | 0.06 | 21.45 | 41 |  |
| 0.33 | 17.71 | 31 |  | 0.40 | 21.85 | 42 |  |
| 0.08 | 17.79 | 32 |  | 0.52 | 22.37 | 43 |  |

FROM SF7
 TO SS8 ARRIVAL
 DISTANCE 23 MILES

| | HRS | MINS |
|--------|-----|------|
| START | | |
| TARGET | | 55 |
| DUE | | |

| INTER | ACC | TULIP | INFORMATION |
|-------|-------|---|------------------------------|
| | 0.00 |  | LEAVE STAGE FINISH |
| 0.10 | 0.10 |  | |
| 1.99 | 2.09 |  | CARE - NARROW GATED ROAD |
| 3.26 | 5.35 |  | |
| 6.92 | 12.27 |  | S.P. B4343 DEVILS BRIDGE |
| 1.66 | 13.93 |  | GIVE WAY |
| 1.95 | 15.88 |  | S.P. A4120 ABERYSTWYTH |
| 0.28 | 16.16 |  | S.P. B4343 PONTRHYDYGROES |
| 3.08 | 19.24 |  | S.P. B4343 PONTRHYDYGROES |
| 0.62 | 19.86 |  | S.P. B4343 PONTRHYDFENDIGAID |
| 0.29 | 20.15 |  | S.P. B4343 |

SF7 TO SS8 CONTINUED

| INTER | ACC | TULIP | INFORMATION |
|-------|-------|--|--------------------------------|
| 0.85 | 21.00 |  | S.P. YSTRAD MEURIG |
| 0.59 | 21.59 |  | |
| 0.26 | 21.85 |  | |
| 1.39 | 23.24 |  | ENTER FOREST - ARRIVAL CONTROL |

| | | |
|-------------|-----|------|
| TIME DUE | HRS | MINS |
| | | |

| | | | |
|-------------|------|-----|-----|
| STAGE | 8 | | |
| MILEAGE | 4.80 | MIN | SEC |
| BOGEY TIME | | 5 | 00 |
| TARGET TIME | | 10 | 00 |

PACE PETROLEUM STAGE

| INTER | ACC | JCT No. | TULIP | INTER | ACC | JCT No. | TULIP |
|-------|------|---------|-------|-------|------|---------|---------------|
| | 0.00 | 1 | START | 0.33 | 3.83 | 12 | |
| 0.71 | 0.71 | 2 | | 0.23 | 4.06 | 13 | |
| 0.51 | 1.22 | 3 | | 0.36 | 4.42 | 14 | |
| 0.09 | 1.31 | 4 | | 0.28 | 4.70 | 15 | FLYING FINISH |
| 0.78 | 2.09 | 5 | | 0.10 | 4.80 | - | STOP |
| 0.17 | 2.26 | 6 | | | | | |
| 0.12 | 2.38 | 7 | | | | | |
| 0.64 | 3.02 | 8 | | | | | |
| 0.13 | 3.15 | 9 | | | | | MIN SE |
| 0.15 | 3.30 | 10 | | | | | STAGE TIME |
| 0.20 | 3.50 | 11 | | | | | |

FROM SF8
 TO MC4 FINISH
 DISTANCE 10 MILES

| | | |
|--------|-----|-----|
| | HRS | MIN |
| START | | |
| TARGET | | 32 |
| DUE | | |

| INTER | ACC | TULIP | INFORMATION |
|-------|------|-------|--|
| | 0.00 | | LEAVE FOREST |
| 0.36 | 0.36 | | S.P. TRAWSCOED |
| 1.78 | 2.14 | | TRAWSCOED VILLAGE |
| 3.01 | 5.15 | | HILLCREST GARAGE - NEW CROSS Car wash available |
| 0.00 | 5.15 | | |
| 3.35 | 8.50 | | S.P. ABERYSTWYTH |
| 1.13 | 9.63 | | |
| 0.13 | 9.76 | | |
| 0.17 | 9.93 | | MC4 FINISH HAND IN TIME CARD 'C' |
| | | | |

COMPETITORS RECORD SHEET

| STAGE No. | BOGEY TIME | | | | | | |
|-----------|------------|--|--|--|--|--|--|
| 1 | 5.00 | | | | | | |
| 2 | 23.00 | | | | | | |
| 3 | 5.30 | | | | | | |
| 4 | 8.30 | | | | | | |
| 5 | 13.00 | | | | | | |
| 6 | 10.00 | | | | | | |
| 7 | 23.00 | | | | | | |
| 8 | 5.00 | | | | | | |