

National and Interclub
Final Award Winners

Pos	No.	Driver/Co-Driver	Class	Vehicle	Total	Diff. Leader	Overall Pos
Get Jerky Rally North Wales - Overall Awards - National							
1	113	Joe Price/Chris Brooks	D5	Ford Escort RS	0:51:14		3
2	6	Roger Chilman/Patrick Walsh	D5	Ford Escort Mk2	0:51:17	0:03	4
3	3	Nick Elliott/Dave Price	G2	Fiat 131 Abarth	0:51:48	0:34	5
Get Jerky Rally North Wales - Overall Awards - Interclub							
1	401	Matthew Hirst/Declan Dear	W14	Ford Fiesta R5	0:48:27		1
2	402	Alan Carmichael/Claire Williams	W14	Hyundai R5	0:50:32	2:05	2
3	404	Kevin Procter/Jamie Edwards	W14	Ford Fiesta S2000t	0:51:58	3:31	6
Class C2							
1	74	Ian Beveridge/Paul Price	C2	Toyota Corolla TE27	0:59:01		70
Class C3							
1	25	Ben Smith/Steven Smith	C3	Ford Escort Mk1 RS2000	0:53:53		25
Class C5							
1	27	Mike Stuart/Sinclair Young	C5	Ford Escort Mk1	0:53:48		23
Class D2							
1	65	Chris Squires/Shawn Hughes	D2	Ford Escort	0:57:25		59
Class D3							
1	58	Stephen Benton/Oli Benton	D3	Ford Escort Mk2	0:56:39		53
Class D4							
1	33	Ben Jemison/Dean Kellett	D4	Vauxhall Chevette	0:55:45		43
Class D5							
1	7	Robert Gough/Paul Morris	D5	Ford Escort Mk2	0:52:06		8
Class F2							
1	83	Brynmor Pierce/Matt Baddeley	F2	Peugeot 309 GTI	1:06:42		92
Class G2							
1	1	Jason Pritchard/Phil Clarke	G2	Ford Escort RS1800	0:52:03		7
Class H2							
1	21	Paul Thompson/Josh Davison	H2	Ford Escort	0:54:16		31
Class W0							
		No finisher eligible					
Class W2							
1	85	Gethin Rhun Price/Steven Brown	W2	Nissan Micra	0:59:38		74
Class W4							
1	82	Tony Simpson/Glyn Thomas	W4	Ford Fiesta	0:54:41		34
Class W5							
1	81	Julian Birley/Emyr Hall	W5	Talbot Sunbeam	1:01:28		84
Class W6							
1	59	Chris Davies/Remy Thomissen	W6	Ford Escort	0:55:59		47
Results Signed by Colin Heppenstall Clerk of the Course							



National and Interclub
Final Award Winners

Pos	No.	Driver/Co-Driver	Class	Vehicle	Total	Diff. Leader	Overall Pos
Class W7							
1	93	Jonathan Arthur Whalley/Peter Dennis	W7	Ford Escort Mk2	1:01:45		85
Class W8							
1	24	Jonathan Brace/Paul Spooner	W8	Ford Escort	0:53:56		26
Class W9							
1	20	Barry Stevenson-Wheeler/John Pickavance	W9	Ford Escort RS1800	0:54:29		32
Class W10							
1	52	Dan Jones/Cyril Jones	W10	Vauxhall Nova	0:56:15		49
Class W11							
1	12	Boyd Kershaw/Keegan Rees	W11	Ford Escort	0:53:17		18
Class W12							
1	29	Andrew Fox/Jaime-Lee Fox	W12	BMW 325	0:55:38		42
Class W13							
1	405	Simon Rogers/Jack Bowen	W13	Mitsubishi Evo6	0:52:33		13
Class W14							
1	410	David Tomlin/Keith Ashley	W14	Ford Fiesta R5	0:53:30		21
Best Female Competitor - Express & Star Trophy							
1	402	Claire Williams	W14	Hyundai R5	0:50:32		2
Best WSSCC Driver - Dave Williamson Trophy							
1	8	Rudi Lancaster	G2	Ford Escort RS1800	0:52:45		14
Best WSSCC Co-Driver - Dave Williamson Trophy							
1	8	Guy Weaver	G2	Ford Escort RS1800	0:52:45		14
Results Signed by Colin Heppenstall Clerk of the Course							

National and Interclub
Final Positions

Pos	No.	Driver/Co-driver	Class	Class Pos.	Vehicle	Total Stages	Total Penalty	Total Time	Diff. Leader
Get Jerky Rally North Wales - National Event									
1	113	Joe Price/Chris Brooks	D5	1	Ford Escort RS	0:51:14		0:51:14	
2	6	Roger Chilman/Patrick Walsh	D5	2	Ford Escort Mk2	0:51:17		0:51:17	0:03
3	3	Nick Elliott/Dave Price	G2	1	Fiat 131 Abarth	0:51:48		0:51:48	0:34
4	1	Jason Pritchard/Phil Clarke	G2	2	Ford Escort RS1800	0:52:03		0:52:03	0:49
5	7	Robert Gough/Paul Morris	D5	3	Ford Escort Mk2	0:52:06		0:52:06	0:52
6	9	Richard Jordan/James Gratton Smith	G2	3	Ford Escort Mk2	0:52:18		0:52:18	1:04
7	4	Tom Walster/Christopher Ridge	D5	4	Ford Escort Mk2	0:52:21		0:52:21	1:07
8	2	Martin McCormack/Barney Mitchell	D5	5	Ford Escort RS1800	0:52:23		0:52:23	1:09
9	5	Adrian Hetherington/Ronan O'Neill	D5	6	Ford Escort RS1800	0:52:25		0:52:25	1:11
10	8	Rudi Lancaster/Guy Weaver	G2	4	Ford Escort RS1800	0:52:45		0:52:45	1:31
11	15	Alan Walker/John Connor	D5	7	Ford Escort RS1800	0:52:52		0:52:52	1:38
12	14	Gareth James/Steffan Evans	D5	8	Ford Escort RS1800	0:53:19		0:53:19	2:05
13	18	James Lepley/Simon Jones	D5	9	Ford Escort	0:53:27		0:53:27	2:13
14	35	Kyle Tilley/Martin Brady	D5	10	Ford Escort	0:53:41		0:53:41	2:27
15	27	Mike Stuart/Sinclair Young	C5	1	Ford Escort Mk1	0:53:48		0:53:48	2:34
16	25	Ben Smith/Steven Smith	C3	2	Ford Escort Mk1 RS2000	0:53:53		0:53:53	2:39
17	31	Josh Carr/Richard Wardle	C3	3	Ford Escort	0:54:14		0:54:14	3:00
18	34	Baz Jordan/Arwel Jenkins	D5	11	Ford Escort	0:54:15		0:54:15	3:01
19	21	Paul Thompson/Josh Davison	H2	1	Ford Escort	0:54:16		0:54:16	3:02
20	38	Jeremy Easson/Mike Reynolds	C5	1	Ford Escort Mk1 RS2000	0:54:36		0:54:36	3:22
21	40	Andrew Stokes/Jonny Tad Evans	C5	2	Ford Escort Mk1	0:54:54		0:54:54	3:40
22	28	Mike Tomkinson/Shawn Whitehurst	D5	12	Ford Escort RS1800	0:55:13		0:55:13	3:59
23	46	Bonamy Grimes/Dale Furniss	H2	2	Porsche 911	0:55:36		0:55:36	4:22
24	33	Ben Jemison/Dean Kellett	D4	1	Vauxhall Chevette	0:55:45		0:55:45	4:31
25	39	Phil Squires/Mick Squires	D5	13	Ford Escort	0:55:45		0:55:45	4:31
26	23	Mark Holmes/Craig Simkiss	C5	3	Ford Escort Mk1	0:55:55		0:55:55	4:41
27	45	Will Graham/Karen Graham	C5	4	Ford Escort RS1600	0:56:32		0:56:32	5:18
28	58	Stephen Benton/Oli Benton	D3	1	Ford Escort Mk2	0:56:39		0:56:39	5:25
29	67	Steve Ward/Philip Sandham	G2	5	Ford Escort Mk2 RS1800	0:56:43		0:56:43	5:29
30	65	Chris Squires/Shawn Hughes	D2	1	Ford Escort	0:57:25		0:57:25	6:11
31	51	Dave Forrest/Jamie Forrest	D3	2	Ford Escort Mk2	0:57:35		0:57:35	6:21
32	10	Richard Tuthill/Stephane Prevot	D4	2	Porsche 911	0:57:36		0:57:36	6:22
33	37	Nick Kitching/Hannah Mckillop	C3	4	Ford Escort RS2000 Mk1	0:57:47		0:57:47	6:33
34	62	David Hopkins/Tony Vart	D2	2	Talbot Sunbeam	0:57:57		0:57:57	6:43
35	75	Phillip Harris/Graham Wild	C3	5	Ford Escort	0:58:38		0:58:38	7:24
36	96	Richard Aczel/Allan Harryman	D4	3	Porsche 911	0:58:46		0:58:46	7:32
37	74	Ian Beveridge/Paul Price	C2	1	Toyota Corolla TE27	0:59:01		0:59:01	7:47
38	47	Conrad Bos/Geoff Crabtree	D3	3	Ford Escort RS2000	1:00:10		1:00:10	8:56
39	72	Andrew F Hill/Mathew Fowle	D5	14	Ford Escort Mk2 RS1800	1:00:42		1:00:42	9:28
40	95	John Williams/Gethin Sollis	C2	2	Ford Escort Mexico	1:01:10		1:01:10	9:56
41	86	Ray Barnes/Urszula (Ula) Budzynska	D4	4	Lotus Sunbeam	1:01:21		1:01:21	10:07
42	92	Chris Gittins/Chris Arnott	D4	5	BMW Compact	1:05:16		1:05:16	14:02
43	83	Brynmor Pierce/Matt Baddeley	F2	1	Peugeot 309 GTI	1:06:42		1:06:42	15:28
44	89	Paul Holmes/Elizabeth Beesley	D3	4	Ford Escort Mk2 RS2000	1:56:51		1:56:51	65:37
Get Jerky Rally North Wales - Interclub Event									
1	401	Matthew Hirst/Declan Dear	W14	1	Ford Fiesta R5	0:48:27		0:48:27	

Results Signed by Colin Heppenstall Clerk of the Course

National and Interclub
Final Positions

Pos	No.	Driver/Co-driver	Class	Class Pos.	Vehicle	Total Stages	Total Penalty	Total Time	Diff. Leader
Get Jerky Rally North Wales - Interclub Event (Continued)									
2	402	Alan Carmichael/Claire Williams	W14	2	Hyundai R5	0:50:32		0:50:32	2:05
3	404	Kevin Procter/Jamie Edwards	W14	3	Ford Fiesta S2000t	0:51:58		0:51:58	3:31
4	405	Simon Rogers/Jack Bowen	W13	1	Mitsubishi Evo6	0:52:33		0:52:33	4:06
5	415	Martyn Andrews/Steve Greenhill	W13	2	Subaru Impreza	0:52:48		0:52:48	4:21
6	408	Wug Utting/Bob Stokoe	W13	3	Subaru Impreza	0:52:50		0:52:50	4:23
7	12	Boyd Kershaw/Keegan Rees	W11	1	Ford Escort	0:53:17		0:53:17	4:50
8	410	David Tomlin/Keith Ashley	W14	4	Ford Fiesta R5	0:53:30		0:53:30	5:03
9	411	Peter Baylis/Paul Godden	W13	4	Mitsubishi Evo 9	0:53:50		0:53:50	5:23
10	24	Jonathan Brace/Paul Spooner	W8	1	Ford Escort	0:53:56		0:53:56	5:29
11	409	Daniel Moss/Samuel Davies	W13	5	Mitsubishi Lancer Evo X	0:54:00		0:54:00	5:33
12	417	Keith Jones/Sion Williams	W13	6	Subaru Impreza	0:54:02		0:54:02	5:35
13	20	Barry Stevenson-Wheeler/John Pickavance	W9	1	Ford Escort RS1800	0:54:29		0:54:29	6:02
14	82	Tony Simpson/Glyn Thomas	W4	1	Ford Fiesta	0:54:41		0:54:41	6:14
15	36	James Potter/Bob Duck	W9	2	Ford Escort	0:54:52		0:54:52	6:25
16	17	Iwan Roberts/Daniel Jones	W11	2	Ford Escort G3	0:54:56		0:54:56	6:29
17	414	Colin Griffiths/Sion Rowlands	W13	7	Subaru STI	0:55:12		0:55:12	6:45
18	56	Callum Griffiths/William Lewis	W11	3	Ford Fiesta ST	0:55:18		0:55:18	6:51
19	29	Andrew Fox/Jaime-Lee Fox	W12	1	BMW 325	0:55:38		0:55:38	7:11
20	416	Colin Minton/Bonnie Papper	W14	5	Ford Fiesta	0:55:49		0:55:49	7:22
21	59	Chris Davies/Remy Thomissen	W6	1	Ford Escort	0:55:59		0:55:59	7:32
22	41	Anthony Hanson/Russell Holdsworth	W9	3	Vauxhall Chevette HSR	0:56:05		0:56:05	7:38
23	52	Dan Jones/Cyril Jones	W10	1	Vauxhall Nova	0:56:15		0:56:15	7:48
24	55	Gareth Lewis/Ryland James	W6	2	Ford Escort Mk1 RS2000	0:56:18		0:56:18	7:51
25	48	Geoff Phelps/Colin Jenkins	W11	4	Ford Escort	0:56:22		0:56:22	7:55
26	42	Liam Griffiths/Daniel James	W11	5	Ford Fiesta ST	0:56:43		0:56:43	8:16
27	68	Dan Chester/Paul Barbet	W12	2	BMW E30	0:56:50		0:56:50	8:23
28	43	Alun Horn/Ian Beamond	W11	6	Ford Escort	0:56:51		0:56:51	8:24
29	44	Gary Smith/Clive Jones	W8	2	Ford Escort	0:57:02		0:57:02	8:35
30	103	Gordon Davies/Jack Morris	W12	3	BMW Mini Cooper S	0:57:35		0:57:35	9:08
31	105	Tim Green/Jordan Joines	W12	4	BMW Mini Cooper S	0:57:56		0:57:56	9:29
32	63	Alex Cannon/Alan Carfrae	W4	2	Ford Fiesta R2	0:58:25		0:58:25	9:58
33	57	David Howell Jones/Glyn Price	W12	5	BMW E30	0:58:41		0:58:41	10:14
34	60	Gareth Hooper/Lewis Hooper	W11	7	Opel Manta	0:59:05		0:59:05	10:38
35	69	Martin Walters/Marie Fletcher	W10	2	Honda Civic	0:59:24		0:59:24	10:57
36	64	Tim Phelps/Elwyn Manuel	W12	6	Ford Escort	0:59:31		0:59:31	11:04
37	85	Gethin Rhun Price/Steven Brown	W2	1	Nissan Micra	0:59:38		0:59:38	11:11
38	84	Simon Wallis/Graham Wride	W6	3	Ford Carpi 3.0 GT	1:00:34		1:00:34	12:07
39	418	Rob Aslett/Ashley Aslett	W13	8	Subaru Impreza	1:01:01		1:01:01	12:34
40	77	Richard Warne/Chris Deal	W11	8	Ford Escort Mk2	1:01:02		1:01:02	12:35
41	88	Michael Jenkins/Sophie Buckland	W10	3	Ford Fiesta	1:01:14		1:01:14	12:47
42	90	Glyn Lyons/Joseph Pattison	W12	7	Ford Sierra Cosworth	1:01:18		1:01:18	12:51
43	81	Julian Birley/Emyr Hall	W5	1	Talbot Sunbeam	1:01:28		1:01:28	13:01
44	93	Jonathan Arthur Whalley/Peter Dennis	W7	1	Ford Escort Mk2	1:01:45		1:01:45	13:18
45	99	Lyn Davies/Aled Richards	W8	3	Ford Escort Mk2	1:02:33		1:02:33	14:06
46	78	Peter Jones/Gareth Davies	W8	4	Ford Escort Mk2	1:03:52		1:03:52	15:25
47	419	Geoff Cottrill/Nathan Crewe	W13	9	Mitsubishi Lancer Evo 9	1:03:57		1:03:57	15:30
48	87	Rob Richards/Siobhan Pugh	W10	4	Peugeot 106	1:04:08		1:04:08	15:41

Results Signed by Colin Heppenstall Clerk of the Course



25th March 2023

RALLY

NORTH WALES

FUEL YOUR ADVENTURE. FUELLED BY GET JERKY.

www.rallynorthwales.co.uk



National and Interclub Final Positions

Pos	No.	Driver/Co-driver	Class	Class Pos.	Vehicle	Total Stages	Total Penalty	Total Time	Diff. Leader
Get Jerky Rally North Wales - Interclub Event (Continued)									
49	97	Freddy Camp/Stephen Spear	W6	4	Ford Escort			1:05:07	16:40
50	422	Charlie Campbell/Sam Weller	W13	10	Subaru Impreza			1:07:32	19:05
51	54	Ricky Crone/Ifan Devine	W11	9	Ford Escort			1:57:51	69:24
Results Signed by Colin Heppenstall Clerk of the Course									

National and Interclub
Final Results by Competition Number

Results to MC4

Number of starters is 118

No.	Grp Pos	Entrant/Sponsor Driver/Co-driver	Class	Class Posn.	Vehicle	Total Stages	Total Penalty	Total Time	Diff. Leader
Get Jerky Rally North Wales - National Event									
1	4	North Road Garage Get Jerky Chartists 1770 J&S Handling Pirelli Jason Pritchard/Phil Clarke	G2	2	Ford Escort RS1800	0:52:03		0:52:03	0:49
2	8	Marty's Authentic Vietnam Experience Tours Ltd. Martin McCormack/Barney Mitchell	D5	5	Ford Escort RS1800	0:52:23		0:52:23	1:09
3	3	Rally Sport Development Nick Elliott/Dave Price	G2	1	Fiat 131 Abarth	0:51:48		0:51:48	0:34
4	7	Tom Walster/Christopher Ridge	D5	4	Ford Escort Mk2	0:52:21		0:52:21	1:07
5	9	Adrian Hetherington/Ronan O'Neill	D5	6	Ford Escort RS1800	0:52:25		0:52:25	1:11
6	2	Haywood Crushing Demolition/Securcom/Danfords/Connop & Son/Evans Cleaning Roger Chilman/Patrick Walsh	D5	2	Ford Escort Mk2	0:51:17		0:51:17	0:03
7	5	Robert Gough/Paul Morris	D5	3	Ford Escort Mk2	0:52:06		0:52:06	0:52
8	10	Woolacombe Bay Holiday Parks Rudi Lancaster/Guy Weaver	G2	4	Ford Escort RS1800	0:52:45		0:52:45	1:31
9	6	CarrPrep Allroads Asphalt Richard Jordan/James Gratton Smith	G2	3	Ford Escort Mk2	0:52:18		0:52:18	1:04
10	32	Tuthill Porsche Richard Tuthill/Stephane Prevot	D4	2	Porsche 911	0:57:36		0:57:36	6:22
11		Amigos Tequila Flavoured Beer Seb Perez/Gary McElhinney	C5		Porsche 911 SC	Retired - SS8			
14	12	Gareth James Motorsport Bluesky Engineering Gareth James/Steffan Evans	D5	8	Ford Escort RS1800	0:53:19		0:53:19	2:05
15	11	JWC Financial Solutions Alan Walker/John Connor	D5	7	Ford Escort RS1800	0:52:52		0:52:52	1:38
18	13	James Lepley/Simon Jones	D5	9	Ford Escort	0:53:27		0:53:27	2:13
19		Franklins and Sons Tonic Steve Perez/Andrew Bull	D5		Ford Escort Mk2	Stopped - SS8			
21	19	Paul Thompson/Josh Davison	H2	1	Ford Escort	0:54:16		0:54:16	3:02
23	26	Mark Holmes Auto Engineering Ltd Mark Holmes/Craig Simkiss	C5	3	Ford Escort Mk1	0:55:55		0:55:55	4:41
25	16	Amigos Tequila Flavoured Beer Ben Smith/Steven Smith	C3	2	Ford Escort Mk1 RS2000	0:53:53		0:53:53	2:39
26		RHL Steel Buildings/CMJ Motors/ABX Roofing Supplies Craig Jones/Ian Taylor	C5		Ford Escort RS2000	Accident - SS5			
27	15	W & M Stuart Ltd Mike Stuart/Sinclair Young	C5	1	Ford Escort Mk1	0:53:48		0:53:48	2:34
28	22	Mike Tomkinson/Shawn Whitehurst	D5	12	Ford Escort RS1800	0:55:13		0:55:13	3:59
31	17	Harry Bump Racing/Josh Carr Snap-On Josh Carr/Richard Wardle	C3	3	Ford Escort	0:54:14		0:54:14	3:00
33	24	Alloywheelrepairs.com Ben Jemison/Dean Kellett	D4	1	Vauxhall Chevette	0:55:45		0:55:45	4:31
34	18	Jordan for Greener Roads/Jondel Race Engines Baz Jordan/Arwel Jenkins	D5	11	Ford Escort	0:54:15		0:54:15	3:01
35	14	ERA Motorsport/Motul/Sparco Kyle Tilley/Martin Brady	D5	10	Ford Escort	0:53:41		0:53:41	2:27
37	33	Old Oak Tree Nick Kitching/Hannah Mckillop	C3	4	Ford Escort RS2000 Mk1	0:57:47		0:57:47	6:33
38	20	Jeremy Easson/Mike Reynolds	C5	1	Ford Escort Mk1 RS2000	0:54:36		0:54:36	3:22

Results Signed by Colin Heppenstall Clerk of the Course



National and Interclub
 Final Results by Competition Number

Results to MC4

Number of starters is 118

No.	Grp Pos	Entrant/Sponsor Driver/Co-driver	Class	Class Posn.	Vehicle	Total Stages	Total Penalty	Total Time	Diff. Leader
Get Jerky Rally North Wales - National Event (Continued)									
39	25	Rally & Competition Equipment Phil Squires/Mick Squires	D5	13	Ford Escort	0:55:45		0:55:45	4:31
40	21	Stokes Rally Team Andrew Stokes/Jonny Tad Evans	C5	2	Ford Escort Mk1	0:54:54		0:54:54	3:40
45	27	Flexifly Aircraft Hire Will Graham/Karen Graham	C5	4	Ford Escort RS1600	0:56:32		0:56:32	5:18
46	23	Tuthill Porsche Bonamy Grimes/Dale Furniss	H2	2	Porsche 911	0:55:36		0:55:36	4:22
47	38	Conrad Bos/Geoff Crabtree	D3	3	Ford Escort RS2000	1:00:10		1:00:10	8:56
50		Reed Group/Spectrum Mike Reed/John Millington	D3		Ford Escort RS2000	Stopped - SS2			
51	31	Strasse Porsche/M1 Motorparts/Millersoils PMC Midlands Dave Forrest/Jamie Forrest	D3	2	Ford Escort Mk2	0:57:35		0:57:35	6:21
53		Mark Tugwell/Debora Tugwell	C2		Ford Escort Mk1	Stopped - SS8			
58	28	Steve Benton Transport/Ceramx/BRS Suspension/DEN Motorsport Stephen Benton/Oli Benton	D3	1	Ford Escort Mk2	0:56:39		0:56:39	5:25
62	34	Hopgrove Construction/Ribbons/Sparco David Hopkins/Tony Vart	D2	2	Talbot Sunbeam	0:57:57		0:57:57	6:43
65	30	Rally & Competition Equipment Chris Squires/Shawn Hughes	D2	1	Ford Escort	0:57:25		0:57:25	6:11
67	29	Steve Ward/Philip Sandham	G2	5	Ford Escort Mk2 RS1800	0:56:43		0:56:43	5:29
72	39	Andrew F Hill/Mathew Fowle	D5	14	Ford Escort Mk2 RS1800	1:00:42		1:00:42	9:28
73		CLG A/C Services Tony Ginns/Mike Curry	C2		Ford Escort Mexico	Stopped - SS2			
74	37	Ian Beveridge/Paul Price	C2	1	Toyota Corolla TE27	0:59:01		0:59:01	7:47
75	35	Cinch Phillip Harris/Graham Wild	C3	5	Ford Escort	0:58:38		0:58:38	7:24
79		Gareth Edwards/Ifan Rowlands	D5		Ford Escort Mk2	Stopped -SS5			
83	43	Lhmotorsport.co.uk/for Marina Racewear/Www.rallyrevival.co.uk/Flintshire Auto Services Brynmor Pierce/Matt Baddeley	F2	1	Peugeot 309 GTI	1:06:42		1:06:42	15:28
86	41	Ray Barnes/Urszula (Ula) Budzynska	D4	4	Lotus Sunbeam	1:01:21		1:01:21	10:07
89	44	Paul Holmes/Elizabeth Beesley	D3	4	Ford Escort Mk2 RS2000	1:56:51		1:56:51	65:37
92	42	ZAC Lewis Chris Gittins/Chris Arnott	D4	5	BMW Compact	1:05:16		1:05:16	14:02
95	40	John Williams/Gethin Sollis	C2	2	Ford Escort Mexico	1:01:10		1:01:10	9:56
96	36	Richard Aczel/Allan Harryman	D4	3	Porsche 911	0:58:46		0:58:46	7:32
113	1	JPS (Ludlow) Joe Price/Chris Brooks	D5	1	Ford Escort RS	0:51:14		0:51:14	
Get Jerky Rally North Wales - Interclub Event									
401	1	Delta Salvage Ltd Matthew Hirst/Declan Dear	W14	1	Ford Fiesta R5	0:48:27		0:48:27	
402	2	Alan Carmichael/Claire Williams	W14	2	Hyundai R5	0:50:32		0:50:32	2:05
403		Vaynol Heating Gavin Edwards/Caron Tomlinson	W14		Ford Fiesta R5	Retired in service - MC3			
404	3	Procters Coaches Kevin Procter/Jamie Edwards	W14	3	Ford Fiesta S2000t	0:51:58		0:51:58	3:31

Results Signed by Colin Heppenstall Clerk of the Course

National and Interclub
Final Results by Competition Number

Results to MC4

Number of starters is 118

No.	Grp Pos	Entrant/Sponsor Driver/Co-driver	Class	Class Posn.	Vehicle	Total Stages	Total Penalty	Total Time	Diff. Leader
Get Jerky Rally North Wales - Interclub Event (Continued)									
405	4	Simon Rogers/Jack Bowen	W13	1	Mitsubishi Evo6	0:52:33		0:52:33	4:06
406		Premier Car Parts/API/ART Jordan Hone/Paul Hone	W14		Ford Fiesta R5	Stopped - SS3			
408	6	Geoff Jones Utting Estates Wug Utting/Bob Stokoe	W13	3	Subaru Impreza	0:52:50		0:52:50	4:23
409	11	Hurst Haylage Daniel Moss/Samuel Davies	W13	5	Mitsubishi Lancer Evo X	0:54:00		0:54:00	5:33
410	8	Axon Commercial Catering Equipment David Tomlin/Keith Ashley	W14	4	Ford Fiesta R5	0:53:30		0:53:30	5:03
411	9	Artificial Lawn Company Peter Baylis/Paul Godden	W13	4	Mitsubishi Evo 9	0:53:50		0:53:50	5:23
413		Seacon UK Tommi Meadows/Laura Cooledge	W13		Subaru Impreza	Puncture on road section to MC4			
414	17	Colin Griffiths/Sion Rowlands	W13	7	Subaru STI	0:55:12		0:55:12	6:45
415	5	Opie Oils Martyn Andrews/Steve Greenhill	W13	2	Subaru Impreza	0:52:48		0:52:48	4:21
416	20	Ignition Motorsport Colin Minton/Bonnie Papper	W14	5	Ford Fiesta	0:55:49		0:55:49	7:22
417	12	Grooms Garage Keith Jones/Sion Williams	W13	6	Subaru Impreza	0:54:02		0:54:02	5:35
418	39	Rob Aslett/Ashley Aslett	W13	8	Subaru Impreza	1:01:01		1:01:01	12:34
419	47	Cottrill Transport Geoff Cottrill/Nathan Crewe	W13	9	Mitsubishi Lancer Evo 9	1:03:57		1:03:57	15:30
420		Steve Hollis/Tim Currie	W13		Volkswagen Golf R	Stopped - SS2			
421		Alun Jones/Geraint Mills	W13		Mitsubishi Evo 3	Stopped - SS3			
422	50	Charlie Campbell/Sam Weller	W13	10	Subaru Impreza	1:07:32		1:07:32	19:05
12	7	The Flying Kiwi Rally Team/Jonesport Rally Preparation Boyd Kershaw/Keegan Rees	W11	1	Ford Escort	0:53:17		0:53:17	4:50
16		Kevin Metcalfe/Ian Jones	W12		BMW E30	Stopped - SS2			
17	16	Roberts of Ffestiniog Iwan Roberts/Daniel Jones	W11	2	Ford Escort G3	0:54:56		0:54:56	6:29
20	13	Metric Services Barry Stevenson-Wheeler/John Pickavance	W9	1	Ford Escort RS1800	0:54:29		0:54:29	6:02
24	10	Braces Bakery/Dave Jenkins Motorsport Jonathan Brace/Paul Spooner	W8	1	Ford Escort	0:53:56		0:53:56	5:29
29	19	Xwatch Safety Solutions Andrew Fox/Jaime-Lee Fox	W12	1	BMW 325	0:55:38		0:55:38	7:11
30		TNT Tyres (Ludlow) Ltd Dave Brick/Toby Brick	W2		Vauxhall Nova	Stopped - SS5			
36	15	Sulzer/Ton Hire James Potter/Bob Duck	W9	2	Ford Escort	0:54:52		0:54:52	6:25
41	22	Anthony Hanson/Russell Holdsworth	W9	3	Vauxhall Chevette HSR	0:56:05		0:56:05	7:38
42	26	Presteigne Tyre Services Ltd/JRS Construction/Griffiths Rallying Liam Griffiths/Daniel James	W11	5	Ford Fiesta ST	0:56:43		0:56:43	8:16
43	28	Alun Horn/Ian Beamond	W11	6	Ford Escort	0:56:51		0:56:51	8:24
44	29	Gary Smith/Clive Jones	W8	2	Ford Escort	0:57:02		0:57:02	8:35

Results Signed by Colin Heppenstall Clerk of the Course

National and Interclub
Final Results by Competition Number

Results to MC4

Number of starters is 118

No.	Grp Pos	Entrant/Sponsor Driver/Co-driver	Class	Class Posn.	Vehicle	Total Stages	Total Penalty	Total Time	Diff. Leader
Get Jerky Rally North Wales - Interclub Event (Continued)									
48	25	Hartpury Farms/Dave Jenkins Motorsport Geoff Phelps/Colin Jenkins	W11	4	Ford Escort	0:56:22		0:56:22	7:55
49		Tsalta Motorsport Gary Thomas/Steve Pugh	W12		Ford Escort Mk2	Stopped - SS5			
52	23	Jones Brother's & North Wales Joinery Dan Jones/Cyril Jones	W10	1	Vauxhall Nova	0:56:15		0:56:15	7:48
54	51	MS Textiles Ricky Crone/Ifan Devine	W11	9	Ford Escort	1:57:51		1:57:51	69:24
55	24	Gareth Lewis/Ryland James	W6	2	Ford Escort Mk1 RS2000	0:56:18		0:56:18	7:51
56	18	Presteigne Tyre Services Ltd/Griffiths Rallying Callum Griffiths/William Lewis	W11	3	Ford Fiesta ST	0:55:18		0:55:18	6:51
57	33	G J Price Transport David Howell Jones/Glyn Price	W12	5	BMW E30	0:58:41		0:58:41	10:14
59	21	Chris Davies/Remy Thomissen	W6	1	Ford Escort	0:55:59		0:55:59	7:32
60	34	Hooper Sport Gareth Hooper/Lewis Hooper	W11	7	Opel Manta	0:59:05		0:59:05	10:38
63	32	Rallyworld Alex Cannon/Alan Carfrae	W4	2	Ford Fiesta R2	0:58:25		0:58:25	9:58
64	36	Britpart Tim Phelps/Elwyn Manuel	W12	6	Ford Escort	0:59:31		0:59:31	11:04
66		Cyril Crook/Ian Jones	W12		Vauxhall Astra	Retired after SS3			
68	27	Dan Chester/Paul Barbet	W12	2	BMW E30	0:56:50		0:56:50	8:23
69	35	Digger Parts Direct Martin Walters/Marie Fletcher	W10	2	Honda Civic	0:59:24		0:59:24	10:57
71		PGM Caterham Specialist/Panel 2 Paint/Jayess Tools/Powerlite/Garolla Garage Doors Graham Palmer/Mike Webb	W7		Ford Escort	Retired - SS6			
76		Philip Rowland/Philip Woodcock	W12		BMW M3	Lost drive - SS1			
77	40	Car Spares Cheshunt Ltd Richard Warne/Chris Deal	W11	8	Ford Escort Mk2	1:01:02		1:01:02	12:35
78	46	Peter Jones/Gareth Davies	W8	4	Ford Escort Mk2	1:03:52		1:03:52	15:25
80		A&C Windscreens A&C Aut locksmiths Adam Clews/Mark Thomas	W4		Ford Fiesta R2	Fuel pump issues in service.			
81	43	Julian Birley/Emyr Hall	W5	1	Talbot Sunbeam	1:01:28		1:01:28	13:01
82	14	Tony Simpson/Glyn Thomas	W4	1	Ford Fiesta	0:54:41		0:54:41	6:14
84	38	Simon Wallis/Graham Wride	W6	3	Ford Carpi 3.0 GT	1:00:34		1:00:34	12:07
85	37	RKP Haulage Tolson Retrosport Gethin Rhun Price/Steven Brown	W2	1	Nissan Micra	0:59:38		0:59:38	11:11
87	48	Lake District Campervan Hire (Ldcvhire@gmail.com) Rob Richards/Siobhan Pugh	W10	4	Peugeot 106	1:04:08		1:04:08	15:41
88	41	Jenkinsrallying.co.uk/Ignition Motorsport Michael Jenkins/Sophie Buckland	W10	3	Ford Fiesta	1:01:14		1:01:14	12:47
90	42	Motor Medic Glyn Lyons/Joseph Pattison	W12	7	Ford Sierra Cosworth	1:01:18		1:01:18	12:51
91		M.E.Rallysport Rowan Moreton Wood/Hamish Campbell	W11		Ford Escort	Stopped - SS6			
93	44	Purple Moose Brewery Porthmadog Jonathan Arthur Whalley/Peter Dennis	W7	1	Ford Escort Mk2	1:01:45		1:01:45	13:18

Results Signed by Colin Heppenstall Clerk of the Course



National and Interclub
Final Results by Competition Number

Results to MC4

Number of starters is 118

No.	Grp Pos	Entrant/Sponsor Driver/Co-driver	Class	Class Posn.	Vehicle	Total Stages	Total Penalty	Total Time	Diff. Leader
Get Jerky Rally North Wales - Interclub Event (Continued)									
94		Iain Freestone/Iain Freestone	W10		Rover 200 BRM	Broken halfshaft - SS1			
97	49	SBS Property Services Freddy Camp/Stephen Spear	W6	4	Ford Escort	1:05:07		1:05:07	16:40
99	45	Lyn Davies/Aled Richards	W8	3	Ford Escort Mk2	1:02:33		1:02:33	14:06
100		Mesh Telematics/Rhodri Evans Motorsport/Penrhosmawr Holidays/Steve Evans Groundworks Rhodri Evans/Rhiannon Sim	W6		Ford Escort Mk2	Engine problems - Start SS1			
102		Larminie Construction James Larminie/Rich Jones	W10		BMW Mini Cooper	Retired - SS3			
103	30	WB Motorsport Gordon Davies/Jack Morris	W12	3	BMW Mini Cooper S	0:57:35		0:57:35	9:08
105	31	Green & Co/Development Land Agents Tim Green/Jordan Joines	W12	4	BMW Mini Cooper S	0:57:56		0:57:56	9:29
Results Signed by Colin Heppenstall Clerk of the Course									



National and Interclub
 Final Stage Times

No.	Driver	Class	SS 1	SS 2	SS 3	SS 4	SS 5	SS 6	SS 7	SS 8	Penalties
			Dyfnant 1	Gartheiniog 1	Big Ray 1	Dyfi Main 1	Gartheiniog 2	Big Ray 2	Dyfi Main 2	Dyfnant 2	
Get Jerky Rally North Wales - National Event											
1	Jason Pritchard	G2	8:14	6:29	4:17	6:51	<u>6:46</u>	4:23	6:42	8:21	
2	Martin McCormack	D5	9:13	6:23	4:19	6:40	<u>6:46</u>	4:16	6:30	8:16	
3	Nick Elliott	G2	8:00	6:30	4:23	6:49	<u>6:46</u>	4:17	6:40	8:23	
4	Tom Walster	D5	8:10	6:31	4:23	6:50	<u>6:46</u>	4:23	6:51	8:27	
5	Adrian Hetherington	D5	8:17	6:30	4:19	6:52	<u>6:46</u>	4:24	6:46	8:31	
6	Roger Chilman	D5	8:02	6:19	4:12	6:42	<u>6:46</u>	4:16	6:38	8:22	
7	Robert Gough	D5	8:03	6:21	4:23	6:49	<u>6:46</u>	4:24	6:52	8:28	
8	Rudi Lancaster	G2	8:15	6:29	4:22	7:02	<u>6:46</u>	4:23	6:52	8:36	
9	Richard Jordan	G2	8:09	6:31	4:23	6:52	<u>6:46</u>	4:22	6:42	8:33	
10	Richard Tuthill	D4	14:30	6:16	4:23	6:39	<u>6:46</u>	4:13	6:30	8:19	
11	Seb Perez	C5	8:17	6:29	4:17	6:42	<u>6:46</u>	4:34	6:57	Retired - SS8	
14	Gareth James	D5	8:29	6:37	4:24	7:02	<u>6:46</u>	4:25	6:52	8:44	
15	Alan Walker	D5	8:17	6:33	4:22	6:53	<u>6:46</u>	4:28	6:49	8:44	
18	James Lepley	D5	8:14	6:34	4:42	7:09	<u>6:46</u>	4:28	6:51	8:43	
19	Steve Perez	D5	8:47	7:00	4:39	7:19	<u>6:46</u>	4:37	7:00	Stopped - SS8	
21	Paul Thompson	H2	8:41	6:45	4:33	7:07	<u>6:46</u>	4:32	7:05	8:47	
23	Mark Holmes	C5	8:52	6:57	4:38	7:22	<u>6:46</u>	4:41	7:15	9:24	
25	Ben Smith	C3	8:33	6:46	4:31	6:58	<u>6:46</u>	4:46	6:59	8:34	
26	Craig Jones	C5	8:38	6:43	4:30	7:06	Accident - SS5				
27	Mike Stuart	C5	8:30	6:42	4:30	7:04	6:50	4:30	6:53	8:49	
28	Mike Tomkinson	D5	8:43	6:48	4:36	7:18	7:06	4:36	7:08	8:58	
31	Josh Carr	C3	8:38	6:39	4:29	6:58	6:46	4:29	7:26	8:49	
33	Ben Jemison	D4	8:50	6:55	4:54	7:15	6:56	4:44	7:12	8:59	
34	Baz Jordan	D5	8:31	6:48	4:35	7:09	6:52	4:31	7:00	8:49	
35	Kyle Tilley	D5	8:25	6:36	4:36	6:58	6:49	4:32	6:58	8:47	
37	Nick Kitching	C3	9:15	7:05	5:12	7:27	7:09	4:50	7:23	9:26	
38	Jeremy Easson	C5	8:45	6:49	4:30	7:01	6:59	4:33	7:02	8:57	
39	Phil Squires	D5	8:55	6:55	4:40	7:19	6:57	4:37	7:09	9:13	
40	Andrew Stokes	C5	8:39	6:49	4:34	7:09	6:54	4:36	7:11	9:02	
45	Will Graham	C5	9:18	7:03	4:46	7:30	6:57	4:38	7:14	9:06	
46	Bonamy Grimes	H2	8:45	7:06	4:39	7:19	7:04	4:36	7:02	9:05	
47	Conrad Bos	D3	9:06	7:13	4:48	7:29	7:09	4:40	7:16	12:29	
50	Mike Reed	D3	9:17	Stopped - SS2							
51	Dave Forrest	D3	9:06	7:09	4:52	7:22	7:17	4:54	7:28	9:27	
53	Mark Tugwell	C2	9:18	7:14	4:48	7:33	7:26	4:55	8:05	Stopped - SS8	
58	Stephen Benton	D3	9:13	6:57	4:57	7:17	7:01	4:40	7:15	9:19	
62	David Hopkins	D2	9:07	7:13	4:51	7:30	7:19	4:57	7:27	9:33	
65	Chris Squires	D2	9:09	7:05	4:46	7:18	7:20	4:53	7:20	9:34	
67	Steve Ward	G2	9:02	6:57	4:40	7:21	7:11	4:44	7:22	9:26	
72	Andrew F Hill	D5	9:56	7:22	5:07	7:50	7:41	4:55	7:37	10:14	
73	Tony Ginns	C2	9:55	Stopped - SS2							
74	Ian Beveridge	C2	9:28	7:19	4:55	7:36	7:24	4:54	7:40	9:45	
75	Phillip Harris	C3	9:23	7:19	4:53	7:25	7:21	4:56	7:31	9:50	
79	Gareth Edwards	D5	9:53	7:22	4:55	7:43	Stopped - SS5				
83	Brynmor Pierce	F2	10:17	8:20	5:41	8:33	8:40	5:38	8:26	11:07	
86	Ray Barnes	D4	9:54	7:38	5:14	8:05	7:39	5:06	7:52	9:53	
89	Paul Holmes	D3	10:02	26:00	22:00	27:00	8:02	5:20	8:06	10:21	
92	Chris Gittins	D4	10:26	7:49	5:22	8:26	8:15	5:31	8:26	11:01	

Times for competitors not completing stages are shown as **12:34** . Notional times are shown as 12:34 .



National and Interclub
 Final Stage Times

No.	Driver	Class	SS 1	SS 2	SS 3	SS 4	SS 5	SS 6	SS 7	SS 8	Penalties
			Dyfnant 1	Gartheiniog 1	Big Ray 1	Dyfi Main 1	Gartheiniog 2	Big Ray 2	Dyfi Main 2	Dyfnant 2	
Get Jerky Rally North Wales - National Event (Continued)											
95	John Williams	C2	10:19	7:35	5:17	7:49	7:29	4:59	7:39	10:03	
96	Richard Aczel	D4	9:46	7:27	4:58	7:29	7:17	4:58	7:18	9:33	
113	Joe Price	D5	8:05	6:22	4:18	6:35	<u>6:46</u>	4:15	6:31	8:22	
Get Jerky Rally North Wales - Interclub Event											
401	Matthew Hirst	W14	7:36	5:49	3:51	6:14	<u>6:46</u>	3:56	6:11	8:04	
402	Alan Carmichael	W14	7:49	6:15	4:06	6:36	<u>6:46</u>	4:07	6:34	8:19	
403	Gavin Edwards	W14	8:27	6:33	4:18	6:46	Retired in service - MC3				
404	Kevin Procter	W14	8:24	6:30	4:15	6:43	<u>6:46</u>	4:14	6:39	8:27	
405	Simon Rogers	W13	8:22	6:38	4:24	6:48	<u>6:46</u>	4:21	6:41	8:33	
406	Jordan Hone	W14	7:34	5:59	Stopped - SS3						
408	Wug Utting	W13	8:23	6:38	4:23	6:54	<u>6:46</u>	4:18	6:42	8:46	
409	Daniel Moss	W13	8:28	6:36	4:20	7:51	<u>6:46</u>	4:21	6:52	8:46	
410	David Tomlin	W14	8:31	6:42	4:16	7:05	<u>6:46</u>	4:19	6:46	9:05	
411	Peter Baylis	W13	8:45	6:48	4:28	6:53	<u>6:46</u>	4:24	6:51	8:55	
413	Tommi Meadows	W13	8:56	6:59	4:33	7:19	<u>6:46</u>	4:30	7:29	16:00	Retired
414	Colin Griffiths	W13	8:59	6:55	4:32	7:04	<u>6:46</u>	4:30	7:12	9:14	
415	Martyn Andrews	W13	8:19	6:31	4:19	6:47	<u>6:46</u>	4:22	6:52	8:52	
416	Colin Minton	W14	8:58	6:59	4:33	7:18	<u>6:46</u>	4:33	7:21	9:21	
417	Keith Jones	W13	8:30	6:42	4:25	7:03	<u>6:46</u>	4:37	7:07	8:52	
418	Rob Aslett	W13	9:51	7:48	5:01	7:59	<u>6:46</u>	5:06	8:03	10:27	
419	Geoff Cottrill	W13	10:46	7:55	5:16	8:14	<u>6:46</u>	5:34	8:28	10:58	
420	Steve Hollis	W13	8:43	Stopped - SS2							
421	Alun Jones	W13	10:10	7:51	Stopped - SS3						
422	Charlie Campbell	W13	10:44	7:43	5:19	8:15	<u>6:46</u>	5:49	8:56	14:00	
12	Boyd Kershaw	W11	8:17	6:33	4:23	6:50	<u>6:46</u>	4:35	6:54	8:59	
16	Kevin Metcalfe	W12	8:34	Stopped - SS2							
17	Iwan Roberts	W11	8:58	6:47	4:33	7:08	<u>6:46</u>	4:34	7:03	9:07	
20	B Stevenson-Wheeler	W9	8:43	6:49	4:31	7:08	<u>6:46</u>	4:36	6:59	8:57	
24	Jonathan Brace	W8	8:38	6:42	4:28	7:01	<u>6:46</u>	4:31	6:57	8:53	
29	Andrew Fox	W12	8:52	7:07	4:48	7:09	6:59	4:40	7:01	9:02	
30	Dave Brick	W2	8:46	7:01	4:36	7:04	Stopped - SS5				
36	James Potter	W9	8:50	6:55	4:33	7:08	6:50	4:35	7:02	8:59	
41	Anthony Hanson	W9	8:49	7:02	4:37	7:16	6:59	4:51	7:15	9:16	
42	Liam Griffiths	W11	9:06	7:13	4:53	7:21	7:08	4:46	7:07	9:09	
43	Alun Horn	W11	9:22	6:56	4:47	7:14	7:07	4:42	7:10	9:33	
44	Gary Smith	W8	9:09	7:07	4:48	7:31	7:11	4:45	7:18	9:13	
48	Geoff Phelps	W11	8:55	6:57	4:44	7:22	7:05	4:43	7:15	9:21	
49	Gary Thomas	W12	8:44	6:47	4:37	7:38	Stopped - SS5				
52	Dan Jones	W10	8:57	6:56	4:41	7:13	7:07	4:44	7:14	9:23	
54	Ricky Crone	W11	15:00	26:00	22:00	27:00	7:10	4:36	7:02	9:03	
55	Gareth Lewis	W6	9:06	7:02	4:45	7:17	7:02	4:45	7:16	9:05	
56	Callum Griffiths	W11	8:40	7:01	4:45	7:10	6:57	4:40	7:03	9:02	
57	David Howell Jones	W12	9:22	7:19	4:53	7:30	7:30	4:55	7:28	9:44	
59	Chris Davies	W6	9:01	7:03	4:41	7:19	7:01	4:54	7:06	8:54	
60	Gareth Hooper	W11	9:25	7:14	4:54	7:44	7:32	4:57	7:44	9:35	
63	Alex Cannon	W4	9:23	7:24	4:59	7:27	7:24	4:51	7:18	9:39	
64	Tim Phelps	W12	9:34	7:29	4:57	7:49	7:22	4:56	7:45	9:39	
66	Cyril Crook	W12	9:28	7:17	4:53	Retired after SS3					

Times for competitors not completing stages are shown as **12:34** . Notional times are shown as 12:34 .



National and Interclub
 Final Stage Times

No.	Driver	Class	SS 1	SS 2	SS 3	SS 4	SS 5	SS 6	SS 7	SS 8	Penalties	
			Dyfnant 1	Gartheiniog 1	Big Ray 1	Dyfi Main 1	Gartheiniog 2	Big Ray 2	Dyfi Main 2	Dyfnant 2		
Get Jerky Rally North Wales - Interclub Event (Continued)												
68	Dan Chester	W12	9:01	7:05	4:44	7:19	7:14	4:48	7:19	9:20		
69	Martin Walters	W10	9:25	7:24	4:59	7:36	7:36	5:01	7:36	9:47		
71	Graham Palmer	W7	9:36	7:30	4:51	7:31	7:19	Retired - SS6				
76	Philip Rowland	W12	Lost drive - SS1									
77	Richard Warne	W11	9:46	7:34	5:06	8:05	7:41	5:06	7:48	9:56		
78	Peter Jones	W8	10:13	7:40	5:23	8:07	8:12	5:33	8:09	10:35		
80	Adam Clews	W4	9:51	7:43	5:12	7:51	Fuel pump issues in service.					
81	Julian Birley	W5	9:51	7:34	5:12	7:55	7:50	5:08	7:54	10:04		
82	Tony Simpson	W4	8:38	6:52	4:37	7:07	6:46	4:37	7:03	9:01		
84	Simon Wallis	W6	9:47	7:24	5:05	7:47	7:40	5:06	7:46	9:59		
85	Gethin Rhun Price	W2	9:25	7:26	5:01	7:44	7:28	5:05	7:42	9:47		
87	Rob Richards	W10	9:53	8:01	5:25	8:23	8:10	5:28	8:09	10:39		
88	Michael Jenkins	W10	9:42	7:29	5:07	7:47	7:57	5:13	7:53	10:06		
90	Glyn Lyons	W12	9:55	7:34	5:16	7:52	7:30	5:10	7:47	10:14		
91	Rowan Moreton Wood	W11	9:19	7:06	4:51	7:23	7:15	Stopped - SS6				
93	Jonathan Arthur Whalley	W7	9:50	7:37	5:07	7:53	7:57	5:15	7:56	10:10		
94	Iain Freestone	W10	Broken halfshaft - SS1									
97	Freddy Camp	W6	10:45	7:54	5:37	8:13	8:03	5:36	8:17	10:42		
99	Lyn Davies	W8	9:47	7:47	5:15	7:47	8:04	5:08	8:07	10:38		
100	Rhodri Evans	W6	Engine problems - Start SS1									
102	James Larminie	W10	9:21	7:23	Retired - SS3							
103	Gordon Davies	W12	9:04	7:11	4:57	7:26	7:20	4:54	7:28	9:15		
105	Tim Green	W12	9:04	7:14	5:01	7:28	7:27	4:58	7:19	9:25		

Notional times are shown as 12:34.





























Issued at 20:30 on 25 March 2023

National and Interclub
Final Class Results

Pos	No.	Driver/Co-driver	Class	Group Pos.	Vehicle	Total Stages	Total Penalty	Total Time	Diff. Leader
Class C2									
1	74	Ian Beveridge/Paul Price	C2	37	Toyota Corolla TE27	0:59:01		0:59:01	
2	95	John Williams/Gethin Sillis	C2	40	Ford Escort Mexico	1:01:10		1:01:10	2:09
Class C3									
1	25	Ben Smith/Steven Smith	C3	16	Ford Escort Mk1 RS2000	0:53:53		0:53:53	
2	31	Josh Carr/Richard Wardle	C3	17	Ford Escort	0:54:14		0:54:14	0:21
3	37	Nick Kitching/Hannah Mckillop	C3	33	Ford Escort RS2000 Mk1	0:57:47		0:57:47	3:54
4	75	Phillip Harris/Graham Wild	C3	35	Ford Escort	0:58:38		0:58:38	4:45
Class C5									
1	27	Mike Stuart/Sinclair Young	C5	15	Ford Escort Mk1	0:53:48		0:53:48	
2	38	Jeremy Easson/Mike Reynolds	C5	20	Ford Escort Mk1 RS2000	0:54:36		0:54:36	0:48
3	40	Andrew Stokes/Jonny Tad Evans	C5	21	Ford Escort Mk1	0:54:54		0:54:54	1:06
4	23	Mark Holmes/Craig Simkiss	C5	26	Ford Escort Mk1	0:55:55		0:55:55	2:07
5	45	Will Graham/Karen Graham	C5	27	Ford Escort RS1600	0:56:32		0:56:32	2:44
Class D2									
1	65	Chris Squires/Shawn Hughes	D2	30	Ford Escort	0:57:25		0:57:25	
2	62	David Hopkins/Tony Vart	D2	34	Talbot Sunbeam	0:57:57		0:57:57	0:32
Class D3									
1	58	Stephen Benton/Oli Benton	D3	28	Ford Escort Mk2	0:56:39		0:56:39	
2	51	Dave Forrest/Jamie Forrest	D3	31	Ford Escort Mk2	0:57:35		0:57:35	0:56
3	47	Conrad Bos/Geoff Crabtree	D3	38	Ford Escort RS2000	1:00:10		1:00:10	3:31
4	89	Paul Holmes/Elizabeth Beesley	D3	44	Ford Escort Mk2 RS2000	1:56:51		1:56:51	60:12
Class D4									
1	33	Ben Jemison/Dean Kellett	D4	24	Vauxhall Chevette	0:55:45		0:55:45	
2	10	Richard Tuthill/Stephane Prevot	D4	32	Porsche 911	0:57:36		0:57:36	1:51
3	96	Richard Aczel/Allan Harryman	D4	36	Porsche 911	0:58:46		0:58:46	3:01
4	86	Ray Barnes/Urszula (Ula) Budzynska	D4	41	Lotus Sunbeam	1:01:21		1:01:21	5:36
5	92	Chris Gittins/Chris Arnott	D4	42	BMW Compact	1:05:16		1:05:16	9:31
Class D5									
1	113	Joe Price/Chris Brooks	D5	1	Ford Escort RS	0:51:14		0:51:14	
2	6	Roger Chilman/Patrick Walsh	D5	2	Ford Escort Mk2	0:51:17		0:51:17	0:03
3	7	Robert Gough/Paul Morris	D5	5	Ford Escort Mk2	0:52:06		0:52:06	0:52
4	4	Tom Walster/Christopher Ridge	D5	7	Ford Escort Mk2	0:52:21		0:52:21	1:07
5	2	Martin McCormack/Barney Mitchell	D5	8	Ford Escort RS1800	0:52:23		0:52:23	1:09
6	5	Adrian Hetherington/Ronan O'Neill	D5	9	Ford Escort RS1800	0:52:25		0:52:25	1:11
7	15	Alan Walker/John Connor	D5	11	Ford Escort RS1800	0:52:52		0:52:52	1:38
8	14	Gareth James/Steffan Evans	D5	12	Ford Escort RS1800	0:53:19		0:53:19	2:05
9	18	James Lepley/Simon Jones	D5	13	Ford Escort	0:53:27		0:53:27	2:13
10	35	Kyle Tilley/Martin Brady	D5	14	Ford Escort	0:53:41		0:53:41	2:27
11	34	Baz Jordan/Arwel Jenkins	D5	18	Ford Escort	0:54:15		0:54:15	3:01
12	28	Mike Tomkinson/Shawn Whitehurst	D5	22	Ford Escort RS1800	0:55:13		0:55:13	3:59
13	39	Phil Squires/Mick Squires	D5	25	Ford Escort	0:55:45		0:55:45	4:31
14	72	Andrew F Hill/Mathew Fowle	D5	39	Ford Escort Mk2 RS1800	1:00:42		1:00:42	9:28




















Results Signed by Colin Heppenstall Clerk of the Course

National and Interclub
Final Class Results

Pos	No.	Driver/Co-driver	Class	Group Pos.	Vehicle	Total Stages	Total Penalty	Total Time	Diff. Leader
Class F2									
1	83	Brynmor Pierce/Matt Baddeley	F2	43	 Peugeot 309 GTI	1:06:42		1:06:42	
Class G2									
1	3	Nick Elliott/Dave Price	G2	3	 Fiat 131 Abarth	0:51:48		0:51:48	
2	1	Jason Pritchard/Phil Clarke	G2	4	 Ford Escort RS1800	0:52:03		0:52:03	0:15
3	9	Richard Jordan/James Gratton Smith	G2	6	 Ford Escort Mk2	0:52:18		0:52:18	0:30
4	8	Rudi Lancaster/Guy Weaver	G2	10	 Ford Escort RS1800	0:52:45		0:52:45	0:57
5	67	Steve Ward/Philip Sandham	G2	29	 Ford Escort Mk2 RS1800	0:56:43		0:56:43	4:55
Class H2									
1	21	Paul Thompson/Josh Davison	H2	19	 Ford Escort	0:54:16		0:54:16	
2	46	Bonamy Grimes/Dale Furniss	H2	23	 Porsche 911	0:55:36		0:55:36	1:20
Class W2									
1	85	Gethin Rhun Price/Steven Brown	W2	37	 Nissan Micra	0:59:38		0:59:38	
Class W4									
1	82	Tony Simpson/Glyn Thomas	W4	14	 Ford Fiesta	0:54:41		0:54:41	
2	63	Alex Cannon/Alan Carfrae	W4	32	 Ford Fiesta R2	0:58:25		0:58:25	3:44
Class W5									
1	81	Julian Birley/Emyr Hall	W5	43	 Talbot Sunbeam	1:01:28		1:01:28	
Class W6									
1	59	Chris Davies/Remy Thomissen	W6	21	 Ford Escort	0:55:59		0:55:59	
2	55	Gareth Lewis/Ryland James	W6	24	 Ford Escort Mk1 RS2000	0:56:18		0:56:18	0:19
3	84	Simon Wallis/Graham Wride	W6	38	 Ford Carpi 3.0 GT	1:00:34		1:00:34	4:35
4	97	Freddy Camp/Stephen Spear	W6	49	 Ford Escort	1:05:07		1:05:07	9:08
Class W7									
1	93	Jonathan Arthur Whalley/Peter Dennis	W7	44	 Ford Escort Mk2	1:01:45		1:01:45	
Class W8									
1	24	Jonathan Brace/Paul Spooner	W8	10	 Ford Escort	0:53:56		0:53:56	
2	44	Gary Smith/Clive Jones	W8	29	 Ford Escort	0:57:02		0:57:02	3:06
3	99	Lyn Davies/Aled Richards	W8	45	 Ford Escort Mk2	1:02:33		1:02:33	8:37
4	78	Peter Jones/Gareth Davies	W8	46	 Ford Escort Mk2	1:03:52		1:03:52	9:56
Class W9									
1	20	Barry Stevenson-Wheeler/John Pickavance	W9	13	 Ford Escort RS1800	0:54:29		0:54:29	
2	36	James Potter/Bob Duck	W9	15	 Ford Escort	0:54:52		0:54:52	0:23
3	41	Anthony Hanson/Russell Holdsworth	W9	22	 Vauxhall Chevette HSR	0:56:05		0:56:05	1:36
Class W10									
1	52	Dan Jones/Cyril Jones	W10	23	 Vauxhall Nova	0:56:15		0:56:15	
2	69	Martin Walters/Marie Fletcher	W10	35	 Honda Civic	0:59:24		0:59:24	3:09
3	88	Michael Jenkins/Sophie Buckland	W10	41	 Ford Fiesta	1:01:14		1:01:14	4:59
4	87	Rob Richards/Siobhan Pugh	W10	48	 Peugeot 106	1:04:08		1:04:08	7:53

Results Signed by Colin Heppenstall Clerk of the Course

National and Interclub
Final Class Results

Pos	No.	Driver/Co-driver	Class	Group Pos.	Vehicle	Total Stages	Total Penalty	Total Time	Diff. Leader
Class W11									
1	12	Boyd Kershaw/Keegan Rees	W11	7	 Ford Escort	0:53:17		0:53:17	
2	17	Iwan Roberts/Daniel Jones	W11	16	 Ford Escort G3	0:54:56		0:54:56	1:39
3	56	Callum Griffiths/William Lewis	W11	18	 Ford Fiesta ST	0:55:18		0:55:18	2:01
4	48	Geoff Phelps/Colin Jenkins	W11	25	 Ford Escort	0:56:22		0:56:22	3:05
5	42	Liam Griffiths/Daniel James	W11	26	 Ford Fiesta ST	0:56:43		0:56:43	3:26
6	43	Alun Horn/Ian Beamond	W11	28	 Ford Escort	0:56:51		0:56:51	3:34
7	60	Gareth Hooper/Lewis Hooper	W11	34	 Opel Manta	0:59:05		0:59:05	5:48
8	77	Richard Warner/Chris Deal	W11	40	 Ford Escort Mk2	1:01:02		1:01:02	7:45
9	54	Ricky Crone/Ifan Devine	W11	51	 Ford Escort	1:57:51		1:57:51	64:34
Class W12									
1	29	Andrew Fox/Jaime-Lee Fox	W12	19	 BMW 325	0:55:38		0:55:38	
2	68	Dan Chester/Paul Barbet	W12	27	 BMW E30	0:56:50		0:56:50	1:12
3	103	Gordon Davies/Jack Morris	W12	30	 BMW Mini Cooper S	0:57:35		0:57:35	1:57
4	105	Tim Green/Jordan Joines	W12	31	 BMW Mini Cooper S	0:57:56		0:57:56	2:18
5	57	David Howell Jones/Glyn Price	W12	33	 BMW E30	0:58:41		0:58:41	3:03
6	64	Tim Phelps/Elwyn Manuel	W12	36	 Ford Escort	0:59:31		0:59:31	3:53
7	90	Glyn Lyons/Joseph Pattison	W12	42	 Ford Sierra Cosworth	1:01:18		1:01:18	5:40
Class W13									
1	405	Simon Rogers/Jack Bowen	W13	4	 Mitsubishi Evo6	0:52:33		0:52:33	
2	415	Martyn Andrews/Steve Greenhill	W13	5	 Subaru Impreza	0:52:48		0:52:48	0:15
3	408	Wug Utting/Bob Stokoe	W13	6	 Subaru Impreza	0:52:50		0:52:50	0:17
4	411	Peter Baylis/Paul Godden	W13	9	 Mitsubishi Evo 9	0:53:50		0:53:50	1:17
5	409	Daniel Moss/Samuel Davies	W13	11	 Mitsubishi Lancer Evo X	0:54:00		0:54:00	1:27
6	417	Keith Jones/Sion Williams	W13	12	 Subaru Impreza	0:54:02		0:54:02	1:29
7	414	Colin Griffiths/Sion Rowlands	W13	17	 Subaru STI	0:55:12		0:55:12	2:39
8	418	Rob Aslett/Ashley Aslett	W13	39	 Subaru Impreza	1:01:01		1:01:01	8:28
9	419	Geoff Cottrill/Nathan Crewe	W13	47	 Mitsubishi Lancer Evo 9	1:03:57		1:03:57	11:24
10	422	Charlie Campbell/Sam Weller	W13	50	 Subaru Impreza	1:07:32		1:07:32	14:59
Class W14									
1	401	Matthew Hirst/Declan Dear	W14	1	 Ford Fiesta R5	0:48:27		0:48:27	
2	402	Alan Carmichael/Claire Williams	W14	2	 Hyundai R5	0:50:32		0:50:32	2:05
3	404	Kevin Procter/Jamie Edwards	W14	3	 Ford Fiesta S2000t	0:51:58		0:51:58	3:31
4	410	David Tomlin/Keith Ashley	W14	8	 Ford Fiesta R5	0:53:30		0:53:30	5:03
5	416	Colin Minton/Bonnie Papper	W14	20	 Ford Fiesta	0:55:49		0:55:49	7:22
Results Signed by Colin Heppenstall Clerk of the Course									



motorsport uk
British Historic
Rally Championship



RALLY

NORTH WALES

FUEL YOUR ADVENTURE. FUELLED BY GET JERKY.



25th March 2023

www.rallynorthwales.co.uk

motorsport uk
Welsh Rally
Championship


























National and Interclub Final Penalties

No.	Driver/Co-driver	Class	Control	Reason	Penalty	Total
Get Jerky Rally North Wales - Interclub Event						
102	James Larminie/Rich Jones	W10	MC1	Late at MC1	0:10	0:10



National and Interclub
Final Retirements
Listed by Competition Number
23 Retirements in Total

No.	Driver/Co-driver	Class	Vehicle	Location	Reason
Get Jerky Rally North Wales - National Event - 7 Retirements					
11	Seb Perez/Gary McElhinney	C5	 Porsche 911 SC	Stage 8	Retired - SS8
19	Steve Perez/Andrew Bull	D5	 Ford Escort Mk2	Stage 8	Stopped - SS8
26	Craig Jones/Ian Taylor	C5	 Ford Escort RS2000	Stage 5	Accident - SS5
50	Mike Reed/John Millington	D3	 Ford Escort RS2000	Stage 2	Stopped - SS2
53	Mark Tugwell/Debora Tugwell	C2	 Ford Escort Mk1	Stage 8	Stopped - SS8
73	Tony Ginns/Mike Curry	C2	 Ford Escort Mexico	Stage 2	Stopped - SS2
79	Gareth Edwards/Ifan Rowlands	D5	 Ford Escort Mk2	Stage 5	Stopped - SS5
Get Jerky Rally North Wales - Interclub Event - 16 Retirements					
403	Gavin Edwards/Caron Tomlinson	W14	 Ford Fiesta R5	MC3 - OUT	Retired in service - MC3
406	Jordan Hone/Paul Hone	W14	 Ford Fiesta R5	Stage 3	Stopped - SS3
413	Tommi Meadows/Laura Cooledge	W13	 Subaru Impreza	MC4	Puncture on road section to MC4
420	Steve Hollis/Tim Currie	W13	 Volkswagen Golf R	Stage 2	Stopped - SS2
421	Alun Jones/Geraint Mills	W13	 Mitsubishi Evo 3	Stage 3	Stopped - SS3
16	Kevin Metcalfe/Ian Jones	W12	 BMW E30	Stage 2	Stopped - SS2
30	Dave Brick/Toby Brick	W2	 Vauxhall Nova	Stage 5	Stopped - SS5
49	Gary Thomas/Steve Pugh	W12	 Ford Escort Mk2	Stage 5	Stopped - SS5
66	Cyril Crook/Ian Jones	W12	 Vauxhall Astra	ATC4	Retired after SS3
71	Graham Palmer/Mike Webb	W7	 Ford Escort	Stage 6	Retired - SS6
76	Philip Rowland/Philip Woodcock	W12	 BMW M3	Stage 1	Lost drive - SS1
80	Adam Clews/Mark Thomas	W4	 Ford Fiesta R2	MC3 - OUT	Fuel pump issues in service.
91	Rowan Moreton Wood/Hamish Campbell	W11	 Ford Escort	Stage 6	Stopped - SS6
94	Iain Freestone/Iain Freestone	W10	 Rover 200 BRM	Stage 1	Broken halfshaft - SS1
100	Rhodri Evans/Rhiannon Sim	W6	 Ford Escort Mk2	SS2	Engine problems - Start SS1
102	James Larminie/Rich Jones	W10	 BMW Mini Cooper	Stage 3	Retired - SS3



National and Interclub
Final Ten Best Times on Each Stage

SS 1 Dyfnant 1 Fastest 59.63mph Length 7.52 mile			SS 2 Gartheiniog 1 Fastest 57.15mph Length 5.54 mile			SS 3 Big Ray 1 Fastest 53.30mph Length 3.42 mile			SS 4 Dyfi Main 1 Fastest 56.89mph Length 5.91 mile			SS 5 Gartheiniog 2 Fastest 49.12mph Length 5.54 mile		
No.	Driver	Time	No.	Driver	Time	No.	Driver	Time	No.	Driver	Time	No.	Driver	Time
406	Hone	7:34	401	Hirst	5:49	401	Hirst	3:51	401	Hirst	6:14	401=	Hirst	<u>6:46</u>
401	Hirst	7:36	406	Hone	5:59	402	Carmichael	4:06	113	Price	6:35	402=	Carmichael	<u>6:46</u>
402	Carmichael	7:49	402	Carmichael	6:15	6	Chilman	4:12	402	Carmichael	6:36	404=	Procter	<u>6:46</u>
3	Elliott	8:00	10	Tuthill	6:16	404	Procter	4:15	10	Tuthill	6:39	405=	Rogers	<u>6:46</u>
6	Chilman	8:02	6	Chilman	6:19	410	Tomlin	4:16	2	McCormack	6:40	408=	Utting	<u>6:46</u>
7	Gough	8:03	7	Gough	6:21	1=	Pritchard	4:17	6=	Chilman	6:42	409=	Moss	<u>6:46</u>
113	Price	8:05	113	Price	6:22	11=	Perez	4:17	11=	Perez	6:42	410=	Tomlin	<u>6:46</u>
9	Jordan	8:09	2	McCormack	6:23	403=	Edwards	4:18	404	Procter	6:43	411=	Baylis	<u>6:46</u>
4	Walster	8:10	1=	Pritchard	6:29	113=	Price	4:18	403	Edwards	6:46	413=	Meadows	<u>6:46</u>
1=	Pritchard	8:14	8=	Lancaster	6:29	415=	Andrews	4:19	415	Andrews	6:47	414=	Griffiths	<u>6:46</u>
SS 6 Big Ray 2 Fastest 52.17mph Length 3.42 mile			SS 7 Dyfi Main 2 Fastest 57.35mph Length 5.91 mile			SS 8 Dyfnant 2 Fastest 57.57mph Length 7.74 mile								
No.	Driver	Time	No.	Driver	Time	No.	Driver	Time						
401	Hirst	3:56	401	Hirst	6:11	401	Hirst	8:04						
402	Carmichael	4:07	2=	McCormack	6:30	2	McCormack	8:16						
10	Tuthill	4:13	10=	Tuthill	6:30	402=	Carmichael	8:19						
404	Procter	4:14	113	Price	6:31	10=	Tuthill	8:19						
113	Price	4:15	402	Carmichael	6:34	1	Pritchard	8:21						
2=	McCormack	4:16	6	Chilman	6:38	6=	Chilman	8:22						
6=	Chilman	4:16	404	Procter	6:39	113=	Price	8:22						
3	Elliott	4:17	3	Elliott	6:40	3	Elliott	8:23						
408	Utting	4:18	405	Rogers	6:41	404=	Procter	8:27						
410	Tomlin	4:19	408=	Utting	6:42	4=	Walster	8:27						

Notional times are shown as 12:34.



National and Interclub
Final Ten Leading Positions after Each Stage

SS 1 Dyfnant 1 Gravel Length 7.52 mile			SS 2 Gartheiniog 1 Gravel Length 5.54 mile			SS 3 Big Ray 1 Gravel Length 3.42 mile			SS 4 Dyfi Main 1 Gravel Length 5.91 mile			SS 5 Gartheiniog 2 Gravel Length 5.54 mile		
No.	Driver	Total	No.	Driver	Total	No.	Driver	Total	No.	Driver	Total	No.	Driver	Total
406	Hone	0:07:34	401	Hirst	0:13:25	401	Hirst	0:17:16	401	Hirst	0:23:30	401	Hirst	0:30:16
401	Hirst	0:07:36	406	Hone	0:13:33	402	Carmichael	0:18:10	402	Carmichael	0:24:46	402	Carmichael	0:31:32
402	Carmichael	0:07:49	402	Carmichael	0:14:04	6	Chilman	0:18:33	6	Chilman	0:25:15	6	Chilman	0:32:01
3	Elliott	0:08:00	6	Chilman	0:14:21	113	Price	0:18:45	113	Price	0:25:20	113	Price	0:32:06
6	Chilman	0:08:02	7	Gough	0:14:24	7	Gough	0:18:47	7	Gough	0:25:36	7	Gough	0:32:22
7	Gough	0:08:03	113	Price	0:14:27	3	Elliott	0:18:53	3	Elliott	0:25:42	3	Elliott	0:32:28
113	Price	0:08:05	3	Elliott	0:14:30	1	Pritchard	0:19:00	11	Perez	0:25:45	11	Perez	0:32:31
9	Jordan	0:08:09	9	Jordan	0:14:40	9	Jordan	0:19:03	1	Pritchard	0:25:51	1	Pritchard	0:32:37
4	Walster	0:08:10	4	Walster	0:14:41	11	Perez	0:19:03	404	Procter	0:25:52	404	Procter	0:32:38
1=	Pritchard	0:08:14	1	Pritchard	0:14:43	4	Walster	0:19:04	4	Walster	0:25:54	4	Walster	0:32:40
SS 6 Big Ray 2 Gravel Length 3.42 mile			SS 7 Dyfi Main 2 Gravel Length 5.91 mile			SS 8 Dyfnant 2 Gravel Length 7.74 mile								
No.	Driver	Total	No.	Driver	Total	No.	Driver	Total						
401	Hirst	0:34:12	401	Hirst	0:40:23	401	Hirst	0:48:27						
402	Carmichael	0:35:39	402	Carmichael	0:42:13	402	Carmichael	0:50:32						
6	Chilman	0:36:17	113	Price	0:42:52	113	Price	0:51:14						
113	Price	0:36:21	6	Chilman	0:42:55	6	Chilman	0:51:17						
3	Elliott	0:36:45	3	Elliott	0:43:25	3	Elliott	0:51:48						
7	Gough	0:36:46	404	Procter	0:43:31	404	Procter	0:51:58						
404	Procter	0:36:52	7	Gough	0:43:38	1	Pritchard	0:52:03						
1	Pritchard	0:37:00	1	Pritchard	0:43:42	7	Gough	0:52:06						
9	Jordan	0:37:03	9	Jordan	0:43:45	9	Jordan	0:52:18						
4	Walster	0:37:03	4	Walster	0:43:54	4	Walster	0:52:21						



National and Interclub
 Final Stage Positions

Total number of fastest times, second fastest times etc.

No.	Driver	1	2	3	4	5	6	7	8	9	10	11	12	13	14	15
401	Matthew Hirst	6	1	-	-	-	-	-	-	-	-	-	-	-	-	-
406	Jordan Hone	1	1	-	-	-	-	-	-	-	-	-	-	-	-	-
31	Josh Carr	1	-	-	-	-	-	-	-	-	-	-	-	-	-	-
402	Alan Carmichael	-	2	4	-	1	-	-	-	-	-	-	-	-	-	-
2	Martin McCormack	-	2	-	-	1	1	-	1	-	1	-	-	-	-	-
10	Richard Tuthill	-	1	2	2	-	-	-	-	-	-	-	-	-	-	-
113	Joe Price	-	1	-	1	1	1	2	1	-	-	-	-	-	-	-
6	Roger Chilman	-	-	1	-	2	4	-	-	-	-	-	-	-	-	-
404	Kevin Procter	-	-	-	2	-	-	1	1	1	-	-	1	-	-	-
3	Nick Elliott	-	-	-	1	-	-	-	3	-	-	-	2	-	-	-
1	Jason Pritchard	-	-	-	-	1	1	-	-	1	2	-	-	-	-	1
410	David Tomlin	-	-	-	-	1	-	-	-	-	1	-	-	1	-	-
11	Seb Perez	-	-	-	-	-	2	-	-	1	-	-	-	1	-	-
7	Robert Gough	-	-	-	-	-	2	-	-	-	-	1	1	-	-	-
403	Gavin Edwards	-	-	-	-	-	-	-	1	1	-	-	-	-	-	-
9	Richard Jordan	-	-	-	-	-	-	-	1	-	1	-	-	2	-	1
4	Tom Walster	-	-	-	-	-	-	-	-	2	-	-	-	-	1	2
408	Wug Utting	-	-	-	-	-	-	-	-	1	1	-	-	-	-	-
405	Simon Rogers	-	-	-	-	-	-	-	-	1	-	2	-	1	-	-
8	Rudi Lancaster	-	-	-	-	-	-	-	-	1	-	-	1	-	1	1
415	Martyn Andrews	-	-	-	-	-	-	-	-	-	2	-	-	1	-	1
5	Adrian Hetherington	-	-	-	-	-	-	-	-	-	1	-	2	2	-	-
18	James Lepley	-	-	-	-	-	-	-	-	-	1	-	-	-	-	-
409	Daniel Moss	-	-	-	-	-	-	-	-	-	-	1	-	1	-	-
15	Alan Walker	-	-	-	-	-	-	-	-	-	-	-	-	1	1	1
12	Boyd Kershaw	-	-	-	-	-	-	-	-	-	-	-	-	1	1	-
25	Ben Smith	-	-	-	-	-	-	-	-	-	-	-	-	-	-	1

Note: where more than one competitor has the same stage time, they are all credited with the same stage position.

National and Interclub
 Final Time Chart
 Competitors in order of time taken on each stage

Posn	Stage															
	1 Dyfnant 1		2 Gartheiniog 1		3 Big Ray 1		4 Dyfi Main 1		5 Gartheiniog 2		6 Big Ray 2		7 Dyfi Main 2		8 Dyfnant 2	
1	406	7:34	401	5:49	401	3:51	401	6:14	401=	6:46	401	3:56	401	6:11	401	8:04
2	401	7:36	406	5:59	402	4:06	113	6:35	402=	6:46	402	4:07	2=	6:30	2	8:16
3	402	7:49	402	6:15	6	4:12	402	6:36	404=	6:46	10	4:13	10=	6:30	402=	8:19
4	3	8:00	10	6:16	404	4:15	10	6:39	405=	6:46	404	4:14	113	6:31	10=	8:19
5	6	8:02	6	6:19	410	4:16	2	6:40	408=	6:46	113	4:15	402	6:34	1	8:21
6	7	8:03	7	6:21	1=	4:17	6=	6:42	409=	6:46	2=	4:16	6	6:38	6=	8:22
7	113	8:05	113	6:22	11=	4:17	11=	6:42	410=	6:46	6=	4:16	404	6:39	113=	8:22
8	9	8:09	2	6:23	403=	4:18	404	6:43	411=	6:46	3	4:17	3	6:40	3	8:23
9	4	8:10	1=	6:29	113=	4:18	403	6:46	413=	6:46	408	4:18	405	6:41	404=	8:27
10	1=	8:14	8=	6:29	415=	4:19	415	6:47	414=	6:46	410	4:19	408=	6:42	4=	8:27
11	18=	8:14	11=	6:29	2=	4:19	405	6:48	415=	6:46	405=	4:21	1=	6:42	7	8:28
12	8	8:15	404=	6:30	5=	4:19	3=	6:49	416=	6:46	409=	4:21	9=	6:42	5	8:31
13	5=	8:17	3=	6:30	409	4:20	7=	6:49	417=	6:46	415=	4:22	410=	6:46	405=	8:33
14	11=	8:17	5=	6:30	8=	4:22	4=	6:50	418=	6:46	9=	4:22	5=	6:46	9=	8:33
15	12=	8:17	415=	6:31	15=	4:22	12=	6:50	419=	6:46	1=	4:23	15	6:49	25	8:34
16	15=	8:17	4=	6:31	408=	4:23	1	6:51	422=	6:46	4=	4:23	411=	6:51	8	8:36
17	415	8:19	9=	6:31	3=	4:23	5=	6:52	1=	6:46	8=	4:23	4=	6:51	18	8:43
18	405	8:22	403=	6:33	4=	4:23	9=	6:52	2=	6:46	411=	4:24	18=	6:51	14=	8:44
19	408	8:23	12=	6:33	7=	4:23	411=	6:53	3=	6:46	5=	4:24	409=	6:52	15=	8:44
20	404	8:24	15=	6:33	9=	4:23	15=	6:53	4=	6:46	7=	4:24	415=	6:52	408=	8:46
21	35	8:25	18	6:34	10=	4:23	408	6:54	5=	6:46	14	4:25	7=	6:52	409=	8:46
22	403	8:27	409=	6:36	12=	4:23	25=	6:58	6=	6:46	15=	4:28	8=	6:52	21=	8:47
23	409	8:28	35=	6:36	405=	4:24	31=	6:58	7=	6:46	18=	4:28	14=	6:52	35=	8:47
24	14	8:29	14	6:37	14=	4:24	35=	6:58	8=	6:46	31	4:29	27	6:53	27=	8:49
25	417=	8:30	405=	6:38	417	4:25	24=	7:01	9=	6:46	413=	4:30	12	6:54	31=	8:49
26	27=	8:30	408=	6:38	411=	4:28	38=	7:01	10=	6:46	414=	4:30	11=	6:57	34=	8:49
27	410=	8:31	31	6:39	24=	4:28	8=	7:02	11=	6:46	27=	4:30	24=	6:57	415=	8:52
28	34=	8:31	410=	6:42	31	4:29	14=	7:02	12=	6:46	24=	4:31	35	6:58	417=	8:52
29	25	8:33	417=	6:42	26=	4:30	417	7:03	14=	6:46	34=	4:31	20=	6:59	24	8:53
30	16	8:34	24=	6:42	27=	4:30	414=	7:04	15=	6:46	21=	4:32	25=	6:59	59	8:54
31	24=	8:38	27=	6:42	38=	4:30	27=	7:04	17=	6:46	35=	4:32	19=	7:00	411	8:55
32	26=	8:38	26	6:43	20=	4:31	30=	7:04	18=	6:46	416=	4:33	34=	7:00	20=	8:57
33	31=	8:38	21	6:45	25=	4:31	410	7:05	19=	6:46	38=	4:33	29	7:01	38=	8:57
34	82=	8:38	25	6:46	414	4:32	26	7:06	20=	6:46	11=	4:34	36=	7:02	28	8:58
35	40	8:39	17=	6:47	413=	4:33	21=	7:07	21=	6:46	17=	4:34	38=	7:02	12=	8:59
36	56	8:40	49=	6:47	416=	4:33	82=	7:07	23=	6:46	12=	4:35	46=	7:02	33=	8:59
37	21	8:41	411=	6:48	17=	4:33	17=	7:08	24=	6:46	36=	4:35	54=	7:02	36=	8:59
38	420=	8:43	28=	6:48	21=	4:33	20=	7:08	25=	6:46	20=	4:36	17=	7:03	82	9:01
39	20=	8:43	34=	6:48	36=	4:33	36=	7:08	31=	6:46	28=	4:36	56=	7:03	29=	9:02
40	28=	8:43	20=	6:49	40	4:34	18=	7:09	82=	6:46	40=	4:36	82=	7:03	40=	9:02
41	49	8:44	38=	6:49	34	4:35	29=	7:09	113=	6:46	46=	4:36	21	7:05	56=	9:02
42	411=	8:45	40=	6:49	28=	4:36	34=	7:09	35	6:49	54=	4:36	59	7:06	54	9:03
43	38=	8:45	82	6:52	30=	4:36	40=	7:09	27=	6:50	417=	4:37	417=	7:07	410=	9:05
44	46=	8:45	414=	6:55	35=	4:36	56	7:10	36=	6:50	19=	4:37	42=	7:07	46=	9:05
45	30	8:46	33=	6:55	41=	4:37	52	7:13	34	6:52	39=	4:37	28	7:08	55=	9:05
46	19	8:47	36=	6:55	49=	4:37	43	7:14	40	6:54	82=	4:37	39	7:09	45	9:06
47	41	8:49	39=	6:55	82=	4:37	33	7:15	33	6:56	45	4:38	43	7:10	17	9:07
48	33=	8:50	43=	6:56	23	4:38	41	7:16	39=	6:57	29=	4:40	40	7:11	42	9:09
49	36=	8:50	52=	6:56	19=	4:39	55=	7:17	45=	6:57	47=	4:40	414=	7:12	39=	9:13
50	23=	8:52	23=	6:57	46=	4:39	58=	7:17	56=	6:57	56=	4:40	33=	7:12	44=	9:13
51	29=	8:52	48=	6:57	39=	4:40	416=	7:18	29=	6:59	58=	4:40	45=	7:14	414	9:14
52	39=	8:55	58=	6:57	67=	4:40	28=	7:18	38=	6:59	23	4:41	52=	7:14	103	9:15
53	48=	8:55	67=	6:57	52=	4:41	65=	7:18	41=	6:59	43	4:42	23=	7:15	41	9:16
54	413	8:56	413=	6:59	59=	4:41	413=	7:19	58=	7:01	48	4:43	41=	7:15	58	9:19
55	52	8:57	416=	6:59	18	4:42	19=	7:19	59=	7:01	33=	4:44	48=	7:15	68	9:20
56	416=	8:58	19	7:00	48=	4:44	39=	7:19	55	7:02	52=	4:44	58=	7:15	416=	9:21
57	17=	8:58	30=	7:01	68=	4:44	46=	7:19	46	7:04	67=	4:44	47=	7:16	48=	9:21

Notional times are shown as 12:34.

Issued at 20:30 on 25 March 2023

National and Interclub
 Final Time Chart
 Competitors in order of time taken on each stage

Posn	Stage															
	1 Dyfnant 1		2 Gartheiniog 1		3 Big Ray 1		4 Dyfi Main 1		5 Gartheiniog 2		6 Big Ray 2		7 Dyfi Main 2		8 Dyfnant 2	
58	414	8:59	56=	7:01	55=	4:45	59=	7:19	48	7:05	44=	4:45	55=	7:16	52	9:23
59	59=	9:01	41=	7:02	56=	4:45	68=	7:19	28	7:06	55=	4:45	44=	7:18	23	9:24
60	68=	9:01	55=	7:02	45=	4:46	42=	7:21	43=	7:07	25=	4:46	63=	7:18	105	9:25
61	67	9:02	45=	7:03	65=	4:46	67=	7:21	52=	7:07	42=	4:46	96=	7:18	37=	9:26
62	103=	9:04	59=	7:03	43	4:47	23=	7:22	42	7:08	68	4:48	68=	7:19	67=	9:26
63	105=	9:04	37=	7:05	29=	4:48	48=	7:22	37=	7:09	37	4:50	105=	7:19	51	9:27
64	42=	9:06	65=	7:05	44=	4:48	51=	7:22	47=	7:09	41=	4:51	65	7:20	43=	9:33
65	47=	9:06	68=	7:05	47=	4:48	91	7:23	54	7:10	63=	4:51	416	7:21	62=	9:33
66	51=	9:06	46=	7:06	53=	4:48	75	7:25	44=	7:11	65	4:53	67	7:22	96=	9:33
67	55=	9:06	91=	7:06	62=	4:51	103	7:26	67=	7:11	51=	4:54	37	7:23	65	9:34
68	62	9:07	29=	7:07	71=	4:51	37=	7:27	68	7:14	59=	4:54	31	7:26	60	9:35
69	44=	9:09	44=	7:07	91=	4:51	63=	7:27	91	7:15	74=	4:54	62	7:27	63=	9:39
70	65=	9:09	51	7:09	51	4:52	105	7:28	51=	7:17	103=	4:54	51=	7:28	64=	9:39
71	2=	9:13	103	7:11	42=	4:53	47=	7:29	96=	7:17	53=	4:55	57=	7:28	57	9:44
72	58=	9:13	42=	7:13	57=	4:53	96=	7:29	62=	7:19	57=	4:55	103=	7:28	74	9:45
73	37=	9:15	47=	7:13	66=	4:53	45=	7:30	71=	7:19	72=	4:55	413	7:29	69=	9:47
74	100=	9:15	62=	7:13	75=	4:53	57=	7:30	65=	7:20	64=	4:56	75	7:31	85=	9:47
75	50	9:17	53=	7:14	33=	4:54	62=	7:30	103=	7:20	75=	4:56	69	7:36	75	9:50
76	45=	9:18	60=	7:14	60=	4:54	44=	7:31	75	7:21	60=	4:57	72	7:37	86	9:53
77	53=	9:18	105=	7:14	74=	4:55	71=	7:31	64	7:22	62=	4:57	95	7:39	77	9:56
78	91	9:19	66	7:17	79=	4:55	53	7:33	63=	7:24	96=	4:58	74	7:40	84	9:59
79	102	9:21	57=	7:19	58=	4:57	69=	7:36	74=	7:24	105=	4:58	85	7:42	95	10:03
80	43=	9:22	74=	7:19	64=	4:57	74=	7:36	53	7:26	95	4:59	60	7:44	81	10:04
81	57=	9:22	75=	7:19	103=	4:57	49	7:38	105	7:27	69	5:01	64	7:45	88	10:06
82	63=	9:23	72=	7:22	96	4:58	79	7:43	85	7:28	85	5:05	84	7:46	93	10:10
83	75=	9:23	79=	7:22	63=	4:59	60=	7:44	95	7:29	418=	5:06	90	7:47	72=	10:14
84	60=	9:25	102	7:23	69=	4:59	85=	7:44	57=	7:30	77=	5:06	77	7:48	90=	10:14
85	69=	9:25	63=	7:24	418=	5:01	84=	7:47	90=	7:30	84=	5:06	86	7:52	89	10:21
86	85=	9:25	69=	7:24	85=	5:01	88=	7:47	60	7:32	86=	5:06	88	7:53	418	10:27
87	66=	9:28	84=	7:24	105=	5:01	99=	7:47	69	7:36	81=	5:08	81	7:54	78	10:35
88	74=	9:28	85	7:26	84	5:05	64=	7:49	86	7:39	99=	5:08	93	7:56	99	10:38
89	64	9:34	96	7:27	77	5:06	95=	7:49	84	7:40	90	5:10	418	8:03	87	10:39
90	71	9:36	64=	7:29	72=	5:07	72	7:50	72=	7:41	88	5:13	53	8:05	97	10:42
91	88	9:42	88=	7:29	88=	5:07	409=	7:51	77=	7:41	93	5:15	89	8:06	419	10:58
92	77=	9:46	71	7:30	93=	5:07	80=	7:51	81	7:50	89	5:20	99	8:07	92	11:01
93	96=	9:46	77=	7:34	37=	5:12	90	7:52	88=	7:57	87	5:28	78=	8:09	83	11:07
94	84=	9:47	81=	7:34	80=	5:12	93	7:53	93=	7:57	92	5:31	87=	8:09	47	12:29
95	99=	9:47	90=	7:34	81=	5:12	81	7:55	89	8:02	78	5:33	97	8:17	422	14:00
96	93	9:50	95	7:35	86	5:14	418	7:59	97	8:03	419	5:34	83=	8:26	413	16:00
97	418=	9:51	93	7:37	99	5:15	77=	8:05	99	8:04	97	5:36	92=	8:26		
98	80=	9:51	86	7:38	419=	5:16	86=	8:05	87	8:10	83	5:38	419	8:28		
99	81=	9:51	78	7:40	90=	5:16	78	8:07	78	8:12	422	5:49	422	8:56		
100	79=	9:53	422=	7:43	95	5:17	97	8:13	92	8:15						
101	87=	9:53	80=	7:43	422	5:19	419	8:14	83	8:40						
102	86	9:54	99	7:47	92	5:22	422	8:15								
103	73=	9:55	418	7:48	78	5:23	87	8:23								
104	90=	9:55	92	7:49	87	5:25	92	8:26								
105	72	9:56	421	7:51	97	5:37	83	8:33								
106	89	10:02	97	7:54	83	5:41	54=	27:00								
107	421	10:10	419	7:55	54=	22:00	89=	27:00								
108	78	10:13	87	8:01	89=	22:00										
109	83	10:17	83	8:20												
110	95	10:19	54=	26:00												
111	92	10:26	89=	26:00												
112	422	10:44														
113	97	10:45														
114	419	10:46														

Times for competitors not completing stages are shown as **12:34**.

Issued at 20:30 on 25 March 2023



motorsport uk
British Historic
Rally Championship



RALLY
NORTH WALES
FUEL YOUR ADVENTURE. FUELLED BY GET JERKY.



25th March 2023

www.rallynorthwales.co.uk

motorsport uk
Welsh Rally
Championship



National and Interclub
Final Time Chart
Competitors in order of time taken on each stage

Posn	Stage															
	1 Dyfnant 1		2 Gartheiniog 1		3 Big Ray 1		4 Dyfi Main 1		5 Gartheiniog 2		6 Big Ray 2		7 Dyfi Main 2		8 Dyfnant 2	
115	10	14:30														
116	54	15:00														

Issued at 20:30 on 25 March 2023

24

Results by Tynemouth Computer Services.



National and Interclub Final Stage Chart

Cumulative positions after each stage (including all additional penalties)

Posn	Stage															
	1 Dyfnant 1		2 Gartheiniog 1		3 Big Ray 1		4 Dyfi Main 1		5 Gartheiniog 2		6 Big Ray 2		7 Dyfi Main 2		8 Dyfnant 2	
1	406	0:07:34	401	0:13:25	401	0:17:16	401	0:23:30	401	0:30:16	401	0:34:12	401	0:40:23	401	0:48:27
2	401	0:07:36	406	0:13:33	402	0:18:10	402	0:24:46	402	0:31:32	402	0:35:39	402	0:42:13	402	0:50:32
3	402	0:07:49	402	0:14:04	6	0:18:33	6	0:25:15	6	0:32:01	6	0:36:17	113	0:42:52	113	0:51:14
4	3	0:08:00	6	0:14:21	113	0:18:45	113	0:25:20	113	0:32:06	113	0:36:21	6	0:42:55	6	0:51:17
5	6	0:08:02	7	0:14:24	7	0:18:47	7	0:25:36	7	0:32:22	3	0:36:45	3	0:43:25	3	0:51:48
6	7	0:08:03	113	0:14:27	3	0:18:53	3	0:25:42	3	0:32:28	7	0:36:46	404	0:43:31	404	0:51:58
7	113	0:08:05	3	0:14:30	1	0:19:00	11	0:25:45	11	0:32:31	404	0:36:52	7	0:43:38	1	0:52:03
8	9	0:08:09	9	0:14:40	9	0:19:03	1	0:25:51	1	0:32:37	1	0:37:00	1	0:43:42	7	0:52:06
9	4	0:08:10	4	0:14:41	11	0:19:03	404	0:25:52	404	0:32:38	9	0:37:03	9	0:43:45	9	0:52:18
10	1=	0:08:14	1	0:14:43	4	0:19:04	4	0:25:54	4	0:32:40	4	0:37:03	4	0:43:54	4	0:52:21
11	18=	0:08:14	8	0:14:44	8	0:19:06	9	0:25:55	9	0:32:41	415	0:37:04	5	0:43:54	2	0:52:23
12	8	0:08:15	11	0:14:46	5	0:19:06	415	0:25:56	415	0:32:42	11	0:37:05	415	0:43:56	5	0:52:25
13	5=	0:08:17	5	0:14:47	415	0:19:09	5	0:25:58	5	0:32:44	5	0:37:08	405	0:44:00	405	0:52:33
14	11=	0:08:17	18	0:14:48	404	0:19:09	12	0:26:03	12	0:32:49	8	0:37:17	11	0:44:02	8	0:52:45
15	12=	0:08:17	12=	0:14:50	15	0:19:12	403	0:26:04	15	0:32:51	15	0:37:19	408	0:44:04	415	0:52:48
16	15=	0:08:17	15=	0:14:50	12	0:19:13	15	0:26:05	8	0:32:54	405	0:37:19	2	0:44:07	408	0:52:50
17	415	0:08:19	415	0:14:50	403	0:19:18	8	0:26:08	405	0:32:58	408	0:37:22	15	0:44:08	15	0:52:52
18	405	0:08:22	404	0:14:54	405	0:19:24	405	0:26:12	408	0:33:04	12	0:37:24	8	0:44:09	12	0:53:17
19	408	0:08:23	405	0:15:00	408	0:19:24	408	0:26:18	14	0:33:18	2	0:37:37	12	0:44:18	14	0:53:19
20	404	0:08:24	403	0:15:00	409	0:19:24	14	0:26:32	410	0:33:20	410	0:37:39	410	0:44:25	18	0:53:27
21	35	0:08:25	408	0:15:01	410	0:19:29	410	0:26:34	2	0:33:21	14	0:37:43	14	0:44:35	410	0:53:30
22	403	0:08:27	35	0:15:01	18	0:19:30	35	0:26:35	35	0:33:24	18	0:37:53	18	0:44:44	35	0:53:41
23	409	0:08:28	409	0:15:04	14	0:19:30	2	0:26:35	18	0:33:25	35	0:37:56	35	0:44:54	27	0:53:48
24	14	0:08:29	14	0:15:06	35	0:19:37	18	0:26:39	417	0:33:26	31	0:37:59	411	0:44:55	411	0:53:50
25	417=	0:08:30	417=	0:15:12	417	0:19:37	417	0:26:40	31	0:33:30	417	0:38:03	27	0:44:59	25	0:53:53
26	27=	0:08:30	27=	0:15:12	27	0:19:42	31	0:26:44	25	0:33:34	411	0:38:04	24	0:45:03	24	0:53:56
27	410=	0:08:31	410	0:15:13	31	0:19:46	27	0:26:46	24	0:33:35	27	0:38:06	417	0:45:10	409	0:54:00
28	34=	0:08:31	31	0:15:17	24	0:19:48	25	0:26:48	27	0:33:36	24	0:38:06	409	0:45:14	417	0:54:02
29	25	0:08:33	34	0:15:19	25	0:19:50	24	0:26:49	411	0:33:40	25	0:38:20	25	0:45:19	31	0:54:14
30	16	0:08:34	25	0:15:19	26	0:19:51	411	0:26:54	21	0:33:52	409	0:38:22	31	0:45:25	34	0:54:15
31	24=	0:08:38	24	0:15:20	34	0:19:54	26	0:26:57	34	0:33:55	21	0:38:24	34	0:45:26	21	0:54:16
32	26=	0:08:38	26	0:15:21	2	0:19:55	34	0:27:03	20	0:33:57	34	0:38:26	21	0:45:29	20	0:54:29
33	31=	0:08:38	21	0:15:26	21	0:19:59	38	0:27:05	82	0:34:00	20	0:38:33	20	0:45:32	38	0:54:36
34	82=	0:08:38	40	0:15:28	411	0:20:01	21	0:27:06	409	0:34:01	82	0:38:37	38	0:45:39	82	0:54:41
35	40	0:08:39	82	0:15:30	40	0:20:02	40	0:27:11	38	0:34:04	38	0:38:37	82	0:45:40	36	0:54:52
36	56	0:08:40	28	0:15:31	20	0:20:03	20	0:27:11	40	0:34:05	40	0:38:41	17	0:45:49	40	0:54:54
37	21	0:08:41	49	0:15:31	38	0:20:04	82	0:27:14	17	0:34:12	17	0:38:46	40	0:45:52	17	0:54:56
38	420=	0:08:43	20	0:15:32	82	0:20:07	409	0:27:15	36	0:34:16	414	0:38:46	36	0:45:53	414	0:55:12
39	20=	0:08:43	411	0:15:33	28	0:20:07	28	0:27:25	414	0:34:16	36	0:38:51	414	0:45:58	28	0:55:13
40	28=	0:08:43	38	0:15:34	49	0:20:08	36	0:27:26	28	0:34:31	413	0:39:03	19	0:46:08	56	0:55:18
41	49	0:08:44	2	0:15:36	36	0:20:18	17	0:27:26	19	0:34:31	28	0:39:07	28	0:46:15	46	0:55:36
42	411=	0:08:45	56	0:15:41	17	0:20:18	30	0:27:27	56	0:34:33	416	0:39:07	56	0:46:16	29	0:55:38
43	38=	0:08:45	33=	0:15:45	30	0:20:23	414	0:27:30	413	0:34:33	19	0:39:08	416	0:46:28	33	0:55:45
44	46=	0:08:45	36=	0:15:45	56	0:20:26	56	0:27:36	416	0:34:34	56	0:39:13	46	0:46:31	39	0:55:45
45	30	0:08:46	17	0:15:45	19	0:20:26	41	0:27:44	23	0:34:35	23	0:39:16	23	0:46:31	416	0:55:49
46	19	0:08:47	30	0:15:47	414	0:20:26	19	0:27:45	41	0:34:43	39	0:39:23	39	0:46:32	23	0:55:55
47	41	0:08:49	19	0:15:47	23	0:20:27	49	0:27:46	39	0:34:46	46	0:39:29	413	0:46:32	59	0:55:59
48	33=	0:08:50	23	0:15:49	41	0:20:28	413	0:27:47	33	0:34:50	41	0:39:34	29	0:46:36	41	0:56:05
49	36=	0:08:50	39	0:15:50	413	0:20:28	52	0:27:47	46	0:34:53	33	0:39:34	33	0:46:46	52	0:56:15
50	23=	0:08:52	46	0:15:51	46	0:20:30	416	0:27:48	52	0:34:54	29	0:39:35	41	0:46:49	55	0:56:18
51	29=	0:08:52	41	0:15:51	39	0:20:30	46	0:27:49	29	0:34:55	52	0:39:38	52	0:46:52	48	0:56:22
52	39=	0:08:55	48	0:15:52	416	0:20:30	23	0:27:49	48	0:35:03	48	0:39:46	48	0:47:01	45	0:56:32
53	48=	0:08:55	52	0:15:53	52	0:20:34	39	0:27:49	59	0:35:05	67	0:39:55	59	0:47:05	58	0:56:39
54	413	0:08:56	414	0:15:54	48	0:20:36	33	0:27:54	67	0:35:11	55	0:39:57	55	0:47:13	67	0:56:43
55	52	0:08:57	413	0:15:55	33	0:20:39	29	0:27:56	55	0:35:12	59	0:39:59	67	0:47:17	42	0:56:43
56	416=	0:08:58	416	0:15:57	67	0:20:39	48	0:27:58	68	0:35:23	58	0:40:05	43	0:47:18	68	0:56:50
57	17=	0:08:58	29	0:15:59	59	0:20:45	67	0:28:00	58	0:35:25	43	0:40:08	58	0:47:20	43	0:56:51

National and Interclub Final Stage Chart

Cumulative positions after each stage (including all additional penalties)

Posn	Stage															
	1 Dyfnant 1		2 Gartheiniog 1		3 Big Ray 1		4 Dyfi Main 1		5 Gartheiniog 2		6 Big Ray 2		7 Dyfi Main 2		8 Dyfnant 2	
58	414	0:08:59	67	0:15:59	29	0:20:47	59	0:28:04	43	0:35:26	68	0:40:11	45	0:47:26	44	0:57:02
59	59=	0:09:01	59	0:16:04	68	0:20:50	68	0:28:09	45	0:35:34	45	0:40:12	68	0:47:30	65	0:57:25
60	68=	0:09:01	68	0:16:06	55	0:20:53	55	0:28:10	65	0:35:38	47	0:40:25	42	0:47:34	103	0:57:35
61	67	0:09:02	55	0:16:08	65	0:21:00	65	0:28:18	42	0:35:41	42	0:40:27	47	0:47:41	51	0:57:35
62	103=	0:09:04	58	0:16:10	44	0:21:04	43	0:28:19	47	0:35:45	65	0:40:31	44	0:47:49	10	0:57:36
63	105=	0:09:04	65	0:16:14	43	0:21:05	58	0:28:24	51	0:35:46	44	0:40:31	65	0:47:51	37	0:57:47
64	42=	0:09:06	103	0:16:15	51	0:21:07	51	0:28:29	44	0:35:46	51	0:40:40	51	0:48:08	105	0:57:56
65	47=	0:09:06	51	0:16:15	47	0:21:07	42	0:28:33	91	0:35:54	103	0:40:52	103	0:48:20	62	0:57:57
66	51=	0:09:06	44	0:16:16	58	0:21:07	44	0:28:35	103	0:35:58	62	0:40:57	37	0:48:21	63	0:58:25
67	55=	0:09:06	105	0:16:18	45	0:21:07	47	0:28:36	62	0:36:00	37	0:40:58	62	0:48:24	75	0:58:38
68	62	0:09:07	43	0:16:18	62	0:21:11	45	0:28:37	37	0:36:08	105	0:41:12	105	0:48:31	57	0:58:41
69	44=	0:09:09	42=	0:16:19	103	0:21:12	103	0:28:38	105	0:36:14	53	0:41:14	63	0:48:46	96	0:58:46
70	65=	0:09:09	47=	0:16:19	42	0:21:12	91	0:28:39	53	0:36:19	75	0:41:17	75	0:48:48	74	0:59:01
71	2=	0:09:13	62	0:16:20	91	0:21:16	62	0:28:41	75	0:36:21	63	0:41:28	57	0:48:57	60	0:59:05
72	58=	0:09:13	37	0:16:20	105	0:21:19	105	0:28:47	57	0:36:34	57	0:41:29	96	0:49:13	69	0:59:24
73	37=	0:09:15	45	0:16:21	53	0:21:20	53	0:28:53	63	0:36:37	74	0:41:36	74	0:49:16	64	0:59:31
74	100=	0:09:15	91	0:16:25	37	0:21:32	37	0:28:59	74	0:36:42	60	0:41:46	10	0:49:17	85	0:59:38
75	50	0:09:17	53	0:16:32	60	0:21:33	75	0:29:00	71	0:36:47	96	0:41:55	53	0:49:19	47	1:00:10
76	45=	0:09:18	60	0:16:39	57	0:21:34	57	0:29:04	60	0:36:49	69	0:42:01	60	0:49:30	84	1:00:34
77	53=	0:09:18	57	0:16:41	75	0:21:35	63	0:29:13	96	0:36:57	64	0:42:07	69	0:49:37	72	1:00:42
78	91	0:09:19	75	0:16:42	66	0:21:38	60	0:29:17	69	0:37:00	85	0:42:09	85	0:49:51	418	1:01:01
79	43=	0:09:22	66	0:16:45	74	0:21:42	74	0:29:18	85	0:37:04	418	0:42:31	64	0:49:52	77	1:01:02
80	57=	0:09:22	63	0:16:47	63	0:21:46	69	0:29:24	64	0:37:11	10	0:42:47	72	0:50:28	95	1:01:10
81	63=	0:09:23	74	0:16:47	69	0:21:48	71	0:29:28	418	0:37:25	84	0:42:49	418	0:50:34	88	1:01:14
82	75=	0:09:23	69	0:16:49	85	0:21:52	85	0:29:36	84	0:37:43	72	0:42:51	84	0:50:35	90	1:01:18
83	60=	0:09:25	85	0:16:51	71	0:21:57	96	0:29:40	72	0:37:56	88	0:43:15	90	0:51:04	86	1:01:21
84	69=	0:09:25	102	0:16:54	64	0:22:00	64	0:29:49	88	0:38:02	90	0:43:17	77	0:51:06	81	1:01:28
85	85=	0:09:25	64	0:17:03	79	0:22:10	79	0:29:53	90	0:38:07	77	0:43:18	95	0:51:07	93	1:01:45
86	66=	0:09:28	71	0:17:06	96	0:22:11	84	0:30:03	77	0:38:12	95	0:43:28	88	0:51:08	99	1:02:33
87	74=	0:09:28	88	0:17:11	84	0:22:16	88	0:30:05	81	0:38:22	81	0:43:30	81	0:51:24	78	1:03:52
88	102	0:09:31	84	0:17:11	88	0:22:18	72	0:30:15	93	0:38:24	86	0:43:36	86	0:51:28	419	1:03:57
89	64	0:09:34	96	0:17:13	72	0:22:25	93	0:30:27	95	0:38:29	93	0:43:39	93	0:51:35	87	1:04:08
90	71	0:09:36	79	0:17:15	77	0:22:26	77	0:30:31	86	0:38:30	99	0:43:48	99	0:51:55	97	1:05:07
91	88	0:09:42	72	0:17:18	93	0:22:34	81	0:30:32	10	0:38:34	419	0:44:31	419	0:52:59	92	1:05:16
92	77=	0:09:46	77	0:17:20	81	0:22:37	99	0:30:36	99	0:38:40	422	0:44:36	78	0:53:17	83	1:06:42
93	96=	0:09:46	81	0:17:25	418	0:22:40	80	0:30:37	422	0:38:47	78	0:45:08	87	0:53:29	422	1:07:32
94	84=	0:09:47	93	0:17:27	90	0:22:45	90	0:30:37	419	0:38:57	87	0:45:20	422	0:53:32	89	1:56:51
95	99=	0:09:47	90	0:17:29	80	0:22:46	418	0:30:39	78	0:39:35	92	0:45:49	92	0:54:15	54	1:57:51
96	93	0:09:50	86	0:17:32	86	0:22:46	86	0:30:51	87	0:39:52	97	0:46:08	97	0:54:25		
97	418=	0:09:51	99	0:17:34	99	0:22:49	95	0:31:00	92	0:40:18	83	0:47:09	83	0:55:35		
98	80=	0:09:51	80	0:17:34	95	0:23:11	78	0:31:23	97	0:40:32	89	1:38:24	89	1:46:30		
99	81=	0:09:51	418	0:17:39	78	0:23:16	87	0:31:42	83	0:41:31	54	1:41:46	54	1:48:48		
100	79=	0:09:53	78	0:17:53	87	0:23:19	10	0:31:48	89	1:33:04						
101	87=	0:09:53	87	0:17:54	92	0:23:37	422	0:32:01	54	1:37:10						
102	86	0:09:54	95	0:17:54	422	0:23:46	92	0:32:03								
103	73=	0:09:55	421	0:18:01	419	0:23:57	419	0:32:11								
104	90=	0:09:55	92	0:18:15	97	0:24:16	97	0:32:29								
105	72	0:09:56	422	0:18:27	83	0:24:18	83	0:32:51								
106	89	0:10:02	83	0:18:37	10	0:25:09	89	1:25:02								
107	421	0:10:10	97	0:18:39	89	0:58:02	54	1:30:00								
108	78	0:10:13	419	0:18:41	54	1:03:00										
109	83	0:10:17	10	0:20:46												
110	95	0:10:19	89	0:36:02												
111	92	0:10:26	54	0:41:00												
112	422	0:10:44														
113	97	0:10:45														
114	419	0:10:46														



motorsport uk
British Historic
Rally Championship



RALLY

NORTH WALES

FUEL YOUR ADVENTURE. FUELLED BY GET JERKY.

25th March 2023

www.rallynorthwales.co.uk



motorsport uk
Welsh Rally
Championship



National and Interclub Final Stage Chart

Cumulative positions after each stage (including all additional penalties)

Posn	Stage															
	1 Dyfnant 1		2 Gartheiniog 1		3 Big Ray 1		4 Dyfi Main 1		5 Gartheiniog 2		6 Big Ray 2		7 Dyfi Main 2		8 Dyfnant 2	
115	10	0:14:30														
116	54	0:15:00														



Mini Challenge

Final Results

Pos	No.	Driver/Co-driver	Nat.	Class	Class Posn.	Vehicle	Total Stages	Total Penalty	Total Time	Diff. Leader
1	104	Mick Smith/Paul Michael Stringer	GBR	W12	1	BMW Mini Cooper S	0:27:55		0:27:55	
2	109	Jacob Neal/Russell Thompson	GBR + ENG	W10	1	BMW Mini Cooper R50	0:29:37		0:29:37	1:42
3	108	Guy Butler/Florence Butler	GBR	W12	2	BMW Mini Cooper S	0:30:10		0:30:10	2:15
4	110	Keith Bounds/Kevin Watkins	GBR	W12	3	BMW Mini Cooper S	0:30:27		0:30:27	2:32
5	107	John Clayton/Christian Brown	GBR	W10	2	BMW Mini Cooper	0:31:14		0:31:14	3:19
6	111	Wesley Gilford/Julia Perry	GBR	W10	3	BMW Mini Cooper	0:31:41		0:31:41	3:46

Signed by Colin Heppenstall Clerk of the Course at 13:30

Final Results by Competition Number

Number of starters is 8

No.	Pos	Entrant/Sponsor Driver/Co-driver	Nat.	Class	Class Posn.	Vehicle	Total Stages	Total Penalty	Total Time	Diff. Leader
104	1	CS Motorsport/Copycars/Spelaine Corse/J C Mills & Son Ltd Mick Smith/Paul Michael Stringer	GBR	W12	1	BMW Mini Cooper S	0:27:55		0:27:55	
106		WB Motorsport Phil Sawyer/Peter Littlefield	GBR	W12		BMW Mini Cooper S	Stopped in stage - SS3			
107	5	CS Motorsport John Clayton/Christian Brown	GBR	W10	2	BMW Mini Cooper	0:31:14		0:31:14	3:19
108	3	Glenbrook/Rally ME Guy Butler/Florence Butler	GBR	W12	2	BMW Mini Cooper S	0:30:10		0:30:10	2:15
109	2	Oscar James Car Sales Jacob Neal/Russell Thompson	GBR + ENG	W10	1	BMW Mini Cooper R50	0:29:37		0:29:37	1:42
110	4	First Thought Vans Keith Bounds/Kevin Watkins	GBR	W12	3	BMW Mini Cooper S	0:30:27		0:30:27	2:32
111	6	The Gallery @Home Framing Wesley Gilford/Julia Perry	GBR	W10	3	BMW Mini Cooper	0:31:41		0:31:41	3:46
112		Highgategarage.co.uk Gary Alan Jones/Matthew Jones	GBR	W10		BMW Mini Cooper R50	OTL after SS1			

Final Stage Times

No.	Driver	Nat.	Class	SS 1	SS 2	SS 3	SS 4	Penalties
				Dyfnant 1	Gartheiniog 1	Big Ray 1	Dyfi Main 1	
104	Mick Smith	GBR	W12	8:51	7:02	4:45	7:17	
106	Phil Sawyer	GBR	W12	9:15	7:19	Stopped in stage - SS3		
107	John Clayton	GBR	W10	9:59	7:52	5:29	7:54	
108	Guy Butler	GBR	W12	9:45	7:20	5:15	7:50	
109	Jacob Neal	GBR	W10	9:32	7:31	4:59	7:35	
110	Keith Bounds	GBR	W12	9:47	7:33	5:16	7:51	
111	Wesley Gilford	GBR	W10	9:51	8:08	5:38	8:04	
112	Gary Alan Jones	GBR	W10	15:00	8:38	OTL after SS1		

Mini Challenge

Final Class Results

Pos	No.	Driver/Co-driver	Nat.	Class	Ovrl Pos.	Vehicle	Total Stages	Total Penalty	Total Time	Diff. Leader
Class W10										
1	109	Jacob Neal/Russell Thompson	GBR + ENG	W10	2	BMW Mini Cooper R50	0:29:37		0:29:37	
2	107	John Clayton/Christian Brown	GBR GBR	W10	5	BMW Mini Cooper	0:31:14		0:31:14	1:37
3	111	Wesley Gilford/Julia Perry	GBR GBR	W10	6	BMW Mini Cooper	0:31:41		0:31:41	2:04
Class W12										
1	104	Mick Smith/Paul Michael Stringer	GBR GBR	W12	1	BMW Mini Cooper S	0:27:55		0:27:55	
2	108	Guy Butler/Florence Butler	GBR GBR	W12	3	BMW Mini Cooper S	0:30:10		0:30:10	2:15
3	110	Keith Bounds/Kevin Watkins	GBR GBR	W12	4	BMW Mini Cooper S	0:30:27		0:30:27	2:32

Final Retirements

Listed by Competition Number

2 Retirements

No.	Driver/Co-driver	Nat.	Class	Vehicle	Location	Reason
106	Phil Sawyer/Peter Littlefield	GBR GBR	W12	BMW Mini Cooper S	Stage 3	Stopped in stage - SS3
112	Gary Alan Jones/Matthew Jones	GBR GBR	W10	BMW Mini Cooper R50	ATC2	OTL after SS1

Final Ten Best Times on Each Stage

SS 1 Dyfnant 1 Fastest 50.98mph Length 7.52 mile			SS 2 Gartheiniog 1 Fastest 47.26mph Length 5.54 mile			SS 3 Big Ray 1 Fastest 43.20mph Length 3.42 mile			SS 4 Dyfi Main 1 Fastest 48.69mph Length 5.91 mile		
No.	Driver	Time	No.	Driver	Time	No.	Driver	Time	No.	Driver	Time
104	Smith	8:51	104	Smith	7:02	104	Smith	4:45	104	Smith	7:17
106	Sawyer	9:15	106	Sawyer	7:19	109	Neal	4:59	109	Neal	7:35
109	Neal	9:32	108	Butler	7:20	108	Butler	5:15	108	Butler	7:50
108	Butler	9:45	109	Neal	7:31	110	Bounds	5:16	110	Bounds	7:51
110	Bounds	9:47	110	Bounds	7:33	107	Clayton	5:29	107	Clayton	7:54
111	Gilford	9:51	107	Clayton	7:52	111	Gilford	5:38	111	Gilford	8:04
107	Clayton	9:59	111	Gilford	8:08						
112	Jones	15:00	112	Jones	8:38						

Final Ten Leading Positions after Each Stage

SS 1 Dyfnant 1 Gravel Length 7.52 mile			SS 2 Gartheiniog 1 Gravel Length 5.54 mile			SS 3 Big Ray 1 Gravel Length 3.42 mile			SS 4 Dyfi Main 1 Gravel Length 5.91 mile		
No.	Driver	Total	No.	Driver	Total	No.	Driver	Total	No.	Driver	Total
104	Smith	0:08:51	104	Smith	0:15:53	104	Smith	0:20:38	104	Smith	0:27:55
106	Sawyer	0:09:15	106	Sawyer	0:16:34	109	Neal	0:22:02	109	Neal	0:29:37
109	Neal	0:09:32	109	Neal	0:17:03	108	Butler	0:22:20	108	Butler	0:30:10
108	Butler	0:09:45	108	Butler	0:17:05	110	Bounds	0:22:36	110	Bounds	0:30:27
110	Bounds	0:09:47	110	Bounds	0:17:20	107	Clayton	0:23:20	107	Clayton	0:31:14
111	Gilford	0:09:51	107	Clayton	0:17:51	111	Gilford	0:23:37	111	Gilford	0:31:41
107	Clayton	0:09:59	111	Gilford	0:17:59						
112	Jones	0:15:00									

Mini Challenge

Final Stage Positions

Total number of fastest times, second fastest times etc.

No.	Driver	1	2	3	4	5	6	7	8	9	10	11	12	13	14	15
104	Mick Smith	4	-	-	-	-	-	-	-	-	-	-	-	-	-	-
109	Jacob Neal	-	2	1	1	-	-	-	-	-	-	-	-	-	-	-
106	Phil Sawyer	-	2	-	-	-	-	-	-	-	-	-	-	-	-	-
108	Guy Butler	-	-	3	1	-	-	-	-	-	-	-	-	-	-	-
110	Keith Bounds	-	-	-	2	2	-	-	-	-	-	-	-	-	-	-
107	John Clayton	-	-	-	-	2	1	1	-	-	-	-	-	-	-	-
111	Wesley Gilford	-	-	-	-	-	3	1	-	-	-	-	-	-	-	-
112	Gary Alan Jones	-	-	-	-	-	-	-	2	-	-	-	-	-	-	-

Note: where more than one competitor has the same stage time, they are all credited with the same stage position.

Final Time Chart

Competitors in order of time taken on each stage

Posn	Stage							
	1 Dyfnant 1		2 Gartheiniog 1		3 Big Ray 1		4 Dyfi Main 1	
1	104	8:51	104	7:02	104	4:45	104	7:17
2	106	9:15	106	7:19	109	4:59	109	7:35
3	109	9:32	108	7:20	108	5:15	108	7:50
4	108	9:45	109	7:31	110	5:16	110	7:51
5	110	9:47	110	7:33	107	5:29	107	7:54
6	111	9:51	107	7:52	111	5:38	111	8:04
7	107	9:59	111	8:08				
8	112	15:00	112	8:38				

Final Stage Chart

Cumulative positions after each stage (including all additional penalties)

Posn	Stage							
	1 Dyfnant 1		2 Gartheiniog 1		3 Big Ray 1		4 Dyfi Main 1	
1	104	0:08:51	104	0:15:53	104	0:20:38	104	0:27:55
2	106	0:09:15	106	0:16:34	109	0:22:02	109	0:29:37
3	109	0:09:32	109	0:17:03	108	0:22:20	108	0:30:10
4	108	0:09:45	108	0:17:05	110	0:22:36	110	0:30:27
5	110	0:09:47	110	0:17:20	107	0:23:20	107	0:31:14
6	111	0:09:51	107	0:17:51	111	0:23:37	111	0:31:41
7	107	0:09:59	111	0:17:59				
8	112	0:15:00						